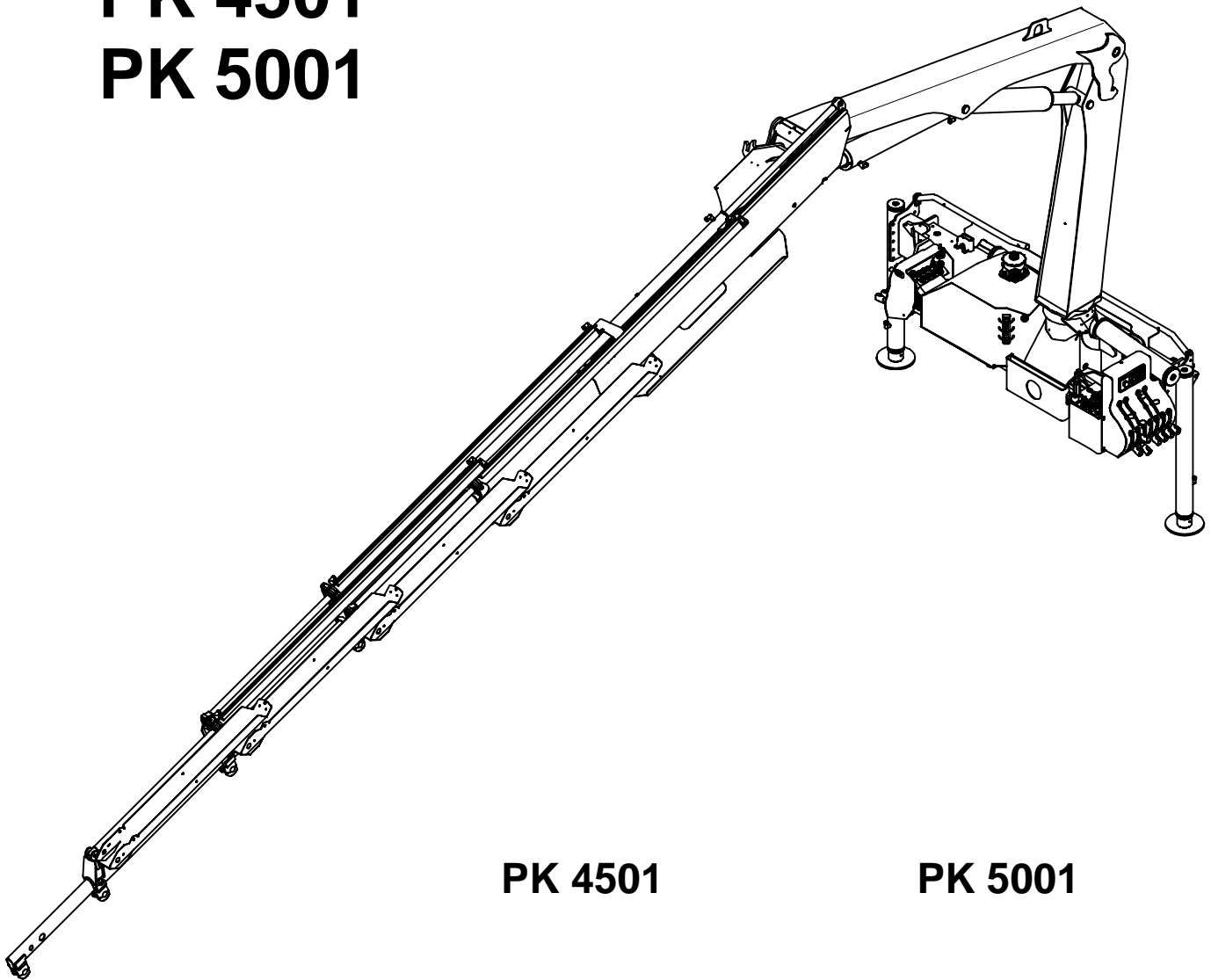


| 010 | | | |
|------------|--|--|--|
| 010.0100 | | | |
| 010.0200 | | | |
| 010.0300 | | | |
| 010.0400 | | | |
| 010.0500 | | | |
| 010.0600 | | | |
| 010.0700 | | | |
| 010.0800 | | | |
| 010.0801 | | | |
| 010.0900 | | | |
| 010.1000 | | | |
| 010.1100 | | | |
| 010.1200 | | | |
| 010.1300 | | | |
| 010.1400 | | | |
| 010.1500 | | | |
| 010.1600 | | | |
| 010.1700 | | | |
| 010.1800 | | | |
| 020 | | | |
| 020.0100 | | | |
| 020.0200 | | | |
| 020.0300 | | | |
| 020.0400 | | | |
| 020.0500 | | | |
| 030 | | | |
| 030.0100 | | | |
| 030.0200 | | | |
| 030.0300 | | | |
| 030.0400 | | | |
| 030.0500 | | | |
| 030.0600 | | | |
| 031 | | | |
| 031.0100 | | | |
| 040 | | | |
| 040.0100 | | | |
| 040.0200 | | | |
| 040.0300 | | | |
| 050 | | | |
| 050.0100 | | | |
| 050.0200 | | | |

| 060 060.0100 070 070.0100 070.0200 070.0300 070.0400 070.0500 070.0600 070.0601 070.0602 070.0603 070.0700 070.0800 080 080.0100 100 100.0100 100.0200 | | | |
|--|--|--|--|

| A | | | |
|----|--|--|--|
| A1 | | | |
| A2 | | | |
| A3 | | | |
| A4 | | | |
| A5 | | | |
| A6 | | | |
| A7 | | | |

PK 4501 PK 5001



PK 4501

PK 5001

0620382

1000.....

DE1029

DE1029

09/2006

09/2006

Palfinger – Europe

ABKÜRZUNGEN UND SYMBOLE

->..... = bis Krannummer
-> = ab Krannummer
 (1-16) = bestehend aus Position 1-16
 (+20) = mit Position 20
 A-Seite = Steuerschieberseite
 B-Seite = Gegenschaltseite
 F = Steuerung – Flur
 H = Steuerung – Hochsitz
 KL0 = Linearsteuerung – Hochsitz
 KK1 = Kreuzhebelsteuerung – Hochsitz
 HF = Steuerung – Hochsitz-Flur
 2K = Zweikreisanlage
 J = Steuerung – Kabine
 I = Steuerung – Hochstand
 RC = Fernsteuerung
 NK = Notsteuerung-Kransäule
 l = Länge in mm
 s = Stärke in mm
 LS = Load-Sensing
 S = Seilwinde ohne Endlagenschalter und Schubstop
 TOQU = Totpunkt über Querholm
 TOWI = Totpunkt über Wippe
 CC = Verstellpumpe
 OC = Konstantpumpe

R0 = Ausleger einseitig ausziehbar
 R1 = Ausleger beidseitig ausziehbar
 R2 = Verlängerte beidseitig ausziehbare Ausleger
 R3 = Teleskopausleger
 R4 = Verlängerte Teleskopausleger
 SR.. = Abstützung vom Hochsitz steuerbar
 X = Beidseitig hydraulisch ausfahrbare Ausleger
 STZS = Abstützzyylinder – starr
 STZY = Abstützzyylinder – schwenkbar
 OS = Überlastsicherung – hydraulisch
 OE = Überlastsicherung – akustisch oder optisch
 OM = Überlastsicherung mit Manometer
 OB = Überlastsicherung – elektro-hydraulisch ohne Pendel
 OFB = Überlastsicherung – elektro-hydraulisch mit Pendel
 OSE = Überlastsicherung – elektro-hydraulisch ohne Pendel
 OFS = Überlastsicherung – elektro-hydraulisch mit Pendel
 OSK = Überlastsicherung – hydraulisch
 OSK(M) = Überlastsicherung – hydraulisch mit Manometer
 SBM = Schwenkbegrenzung mit Manometer
 SHB = schwenkwinkelabhängige Hubkraftbegrenzung
 SES = Seilwinde mit Endlagenschalter und Schubstop

ABBREVIATIONS AND SYMBOLS

->..... = to crane number
-> = from crane number
 (1-16) = consists out of position 1-16
 (+20) = with position 20
 A-Seite = Control valve side
 B-Seite = Counter control side
 F = Control – base
 H = Control – top seat
 KL0 = Top seat linear control
 KK1 = Top seat joystick control
 HF = Control – top seat, base
 2K = Double circuit system
 J = Control – cabin
 I = Control – high stand
 RC = Remote control
 NK = Emergency control-crane column
 l = length in mm
 s = thickness in mm
 LS = Load-Sensing
 S = Cable winch without final layer switch and extension stop
 TOQU = Death center over transverse spar
 TOWI = Death center over balance
 CC = variable displacement pump
 OC = fixed displacement pump

R0 = One side extension box
 R1 = Both side extension box
 R2 = Both side extension box – extended
 R3 = Extension box telescopic
 R4 = Extension box telescopic – extended
 SR.. = Support controllable from top seat
 X = Both side extension box – hydraulic
 STZS = Stabilizer ram – rigid
 STZY = Stabilizer ram – slewable
 OS = Overload protection – hydraulic
 OE = Overload protection – acoustical or optical
 OM = Overload protection with manometer
 OB = Overload protection – electro-hydraulic without pendulum
 OFB = Overload protection – electro-hydraulic with pendulum
 OSE = Overload protection – electro-hydraulic without pendulum
 OFS = Overload protection – electro-hydraulic with pendulum
 OSK = Overload protection – hydraulic
 OSK(M) = Overload protection – hydraulic with manometer
 SBM = Limitation of rotation with manometer
 SHB = slew angle dependent lifting capacity limitation
 SES = Cable winch with final layer switch and extension stop

ABBREVIATIONS AVEC SYMBOLES

->..... = jusqu'au grue no.
-> = a partir du grue no.
 (1-16) = compse de position 1-16
 (+20) = avec position 20
 A-Seite = Cote de bloc de commande
 B-Seite = Cote oppose
 F = Commande – socle
 H = Commande – siege haute
 KL0 = Commande lineaire sur siege sur colonne
 KK1 = Commande avec leviers en croix
 HF = Commande – siege haute, socle
 2K = Systeme circuit double
 J = Commande – cabine
 I = Commande – poste de commande debout
 RC = Inst de telecommede
 NK = Commande de secours-colonne
 l = lonqueur en mm
 s = a paisseur en mm
 LS = Load-Sensing
 S = Treuil a cable sans interrupteur de couche finale
 et arret d' extension
 TOQU = Point mort sur cadre transversale
 TOWI = Point mort sur balancier
 CC = pompe a cylindre variable
 OC = pompe a cylindre constante

R0 = Extension unilateral
 R1 = Extension bilateral
 R2 = Extension bilateral – rallongement
 R3 = Extension telescopique
 R4 = Extension telescopique – rallongement
 SR.. = Support gouvernable de siege haute
 X = Extension bilateral – hydraulique
 STZS = Verin de stabilisateur – rigide
 STZY = Verin de stabilisateur – basculant
 OS = Soupape de surcharge – hydraulique
 OE = Soupape de surcharge – acoustique ou optique
 OM = Soupape de surcharge avec manometre
 OB = Soupape de surcharge – electro-hydraulique sans pendule
 OFB = Soupape de surcharge – electro-hydraulique avec pendule
 OSE = Soupape de surcharge – electro-hydraulique sans pendule
 OFS = Soupape de surcharge – electro-hydraulique avec pendule
 OSK = Soupape de surcharge – hydraulique
 OSK(M) = Soupape de surcharge – hydraulique avec manometre
 SBM = Limitation de rotation avec manometre
 SHB = Limitation de rotation suivant capacite
 SES = Treuil a cable avec interrupteur de couche finale
 et arret d' extension

VORWORT

Der hier vorliegende Ersatzteilkatalog wurde nach dem neuesten Stand unserer Erzeugnisse erstellt.

Wenn Sie das von uns erworbene, technisch ausgereifte Gerät nach unseren Anleitungen warten und pflegen, wird es kaum notwendig sein, diesen Ersatzteilkatalog in Anspruch zu nehmen.

Sollte es dennoch erforderlich sein, Ersatzteile zu bestellen, ersuchen wir Sie, diese Teile genau nach Katalog bekanntzugeben, (siehe "HINWEISE ZUR ERSATZTEILBESTELLUNG") um eine problemlose Lieferung zu gewährleisten.

Konstruktionsänderungen vorbehalten.

PREFACE

This catalogue of spare parts is based on latest stages of product design and development.

If you have maintained and serviced the technically matured equipment purchased from us in accordance with our instructions, there will scarcely be any need to consult this spares catalogue.

Should, in spite of this, the occasion arise to order spares, we would kindly ask you to state precise details as given in the catalogue, (please refer to "INFORMATION ON THE ORDERING OF SPARE PARTS") so as to avoid confusion.

We reserve the right to make design modifications.

AVANT-PROPOS

Le present catalogue de pieces de rechange a ete etabli en tenant compte du niveau le plus recent de nos produits.

Si vous entretenez et soignez l'appareil achete aupres de notre societe, d' une conception technique poussee, en suivant nos instructions, il ne sera pratiquement pas necessaire d'avoir recours a ce catalogue.

Si vous devez cependant commander des pieces de rechange, nous vous prions de commander ces pieces en utilisant la designation exacte du catalogue (voir les "CONSIGNES RELATIVES A LA COMMANDE DES PIECES DE RECHANGE") afin de garantir une livraison sans probleme.

Sous reserve de modifications de conception.

HINWEISE ZUR ERSATZTEILBESTELLUNG

Bei Bestellungen bitte unbedingt angeben:

- Krantype, Code und Fabrikationsnummer (siehe Typenschild)
- Ersatzteilnummer
- gewünschte Anzahl der Ersatzteile

INFORMATION ON THE ORDERING OF SPARE PARTS

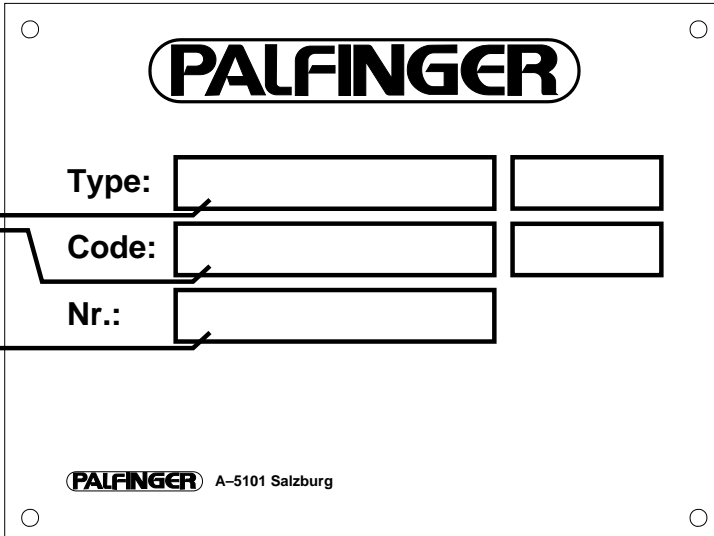
To supply you with the correct parts in the shortest possible time it is necessary to inform us about following details:


- Loader type, code and serial number (look identification plate)
- Spare parts number
- Required quantity of spare parts

CONSIGNES RELATIVES A LA COMMANDE DES PIECES DE RECHANGE

Pour toute commande nous indiquer necessairement:

- Le type de la grue, code et no de fabrication (voir plaque signalétique)
- La reference de piece
- La quantite de pieces

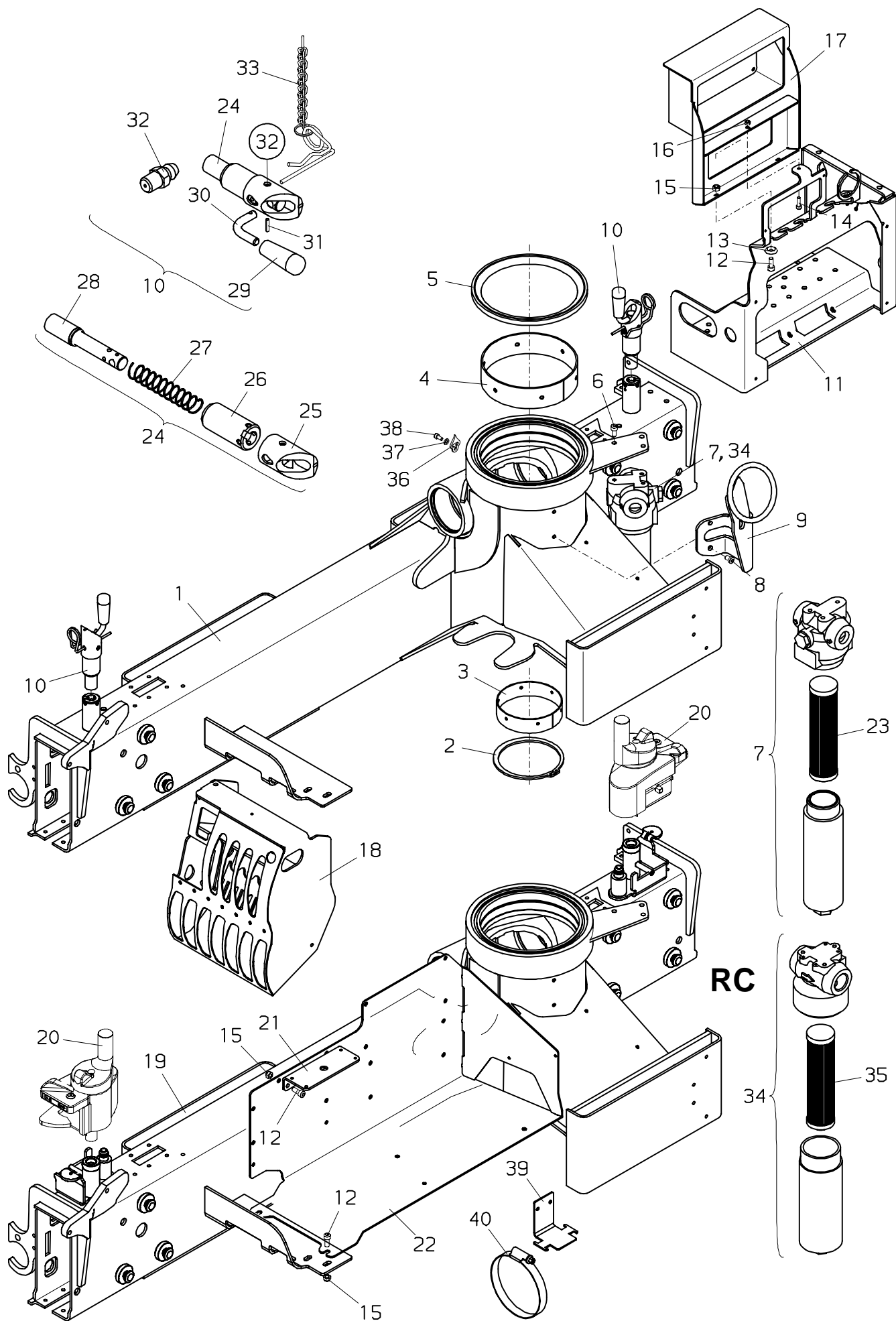
| | | | |
|--------------------|-----------------|--|--|
| Code | Krantype |  | |
| Code | Loader type | | |
| Code | Type de la grue | | |
| Fabrikationsnummer | | Code: | |
| Serial number | | Nr.: | |
| No de fabrication | | | |

 A-5101 Salzburg

| 010 | | | |
|------------|--|--|--|
| 010.0100 | | | |
| 010.0200 | | | |
| 010.0300 | | | |
| 010.0400 | | | |
| 010.0500 | | | |
| 010.0600 | | | |
| 010.0700 | | | |
| 010.0800 | | | |
| 010.0801 | | | |
| 010.0900 | | | |
| 010.1000 | | | |
| 010.1100 | | | |
| 010.1200 | | | |
| 010.1300 | | | |
| 010.1400 | | | |
| 010.1500 | | | |
| 010.1600 | | | |
| 010.1700 | | | |
| 010.1800 | | | |
| 020 | | | |
| 020.0100 | | | |
| 020.0200 | | | |
| 020.0300 | | | |
| 020.0400 | | | |
| 020.0500 | | | |
| 030 | | | |
| 030.0100 | | | |
| 030.0200 | | | |
| 030.0300 | | | |
| 030.0400 | | | |
| 030.0500 | | | |
| 030.0600 | | | |
| 031 | | | |
| 031.0100 | | | |
| 040 | | | |
| 040.0100 | | | |
| 040.0200 | | | |
| 040.0300 | | | |
| 050 | | | |
| 050.0100 | | | |
| 050.0200 | | | |

| 060 060.0100 070 070.0100 070.0200 070.0300 070.0400 070.0500 070.0600 070.0601 070.0602 070.0603 070.0700 070.0800 080 080.0100 100 100.0100 100.0200 | | | |
|--|--|--|--|

| A | | | |
|----|--|--|--|
| A1 | | | |
| A2 | | | |
| A3 | | | |
| A4 | | | |
| A5 | | | |
| A6 | | | |
| A7 | | | |



PALFINGER**PK 4501,5001****Kransockel
Base
Socle****010.0100**

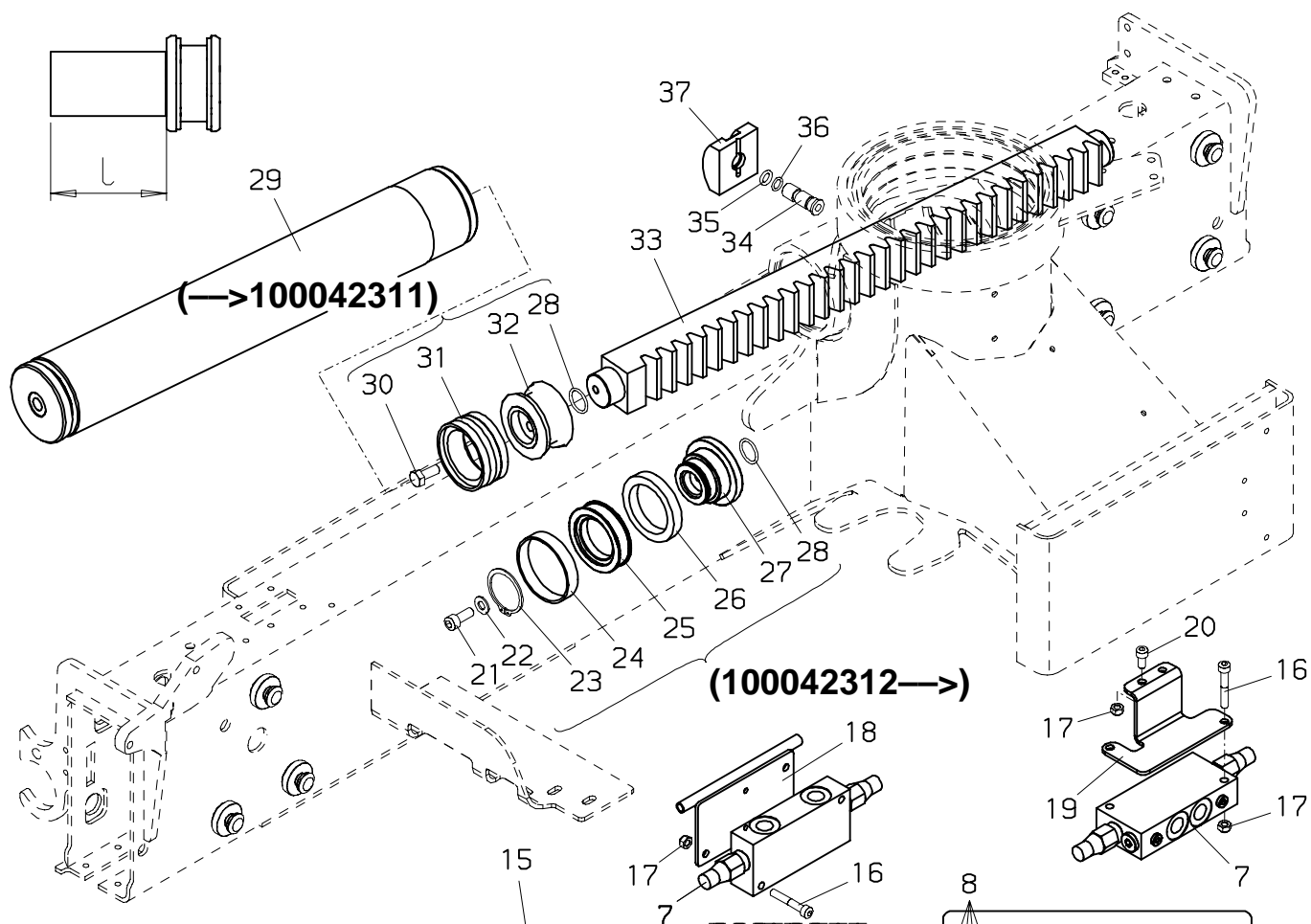
09/2006

| Nr. No. No. | Ersatzteil Nr. Sparepart no. No Piece de rechange | Stk. Qty. Nbre. | Teilebezeichnung | Description | Nomenclature | Abmessung Dimension Dimension |
|-------------------|--|-----------------------|---|--|---|-------------------------------------|
| 1 | S104G01-A | 1 | Kransockel | Base | Socle | |
| 2 | EQ 147 | 1 | Sicherungsring | Circlip | Circlips | D 130 DIN 471 |
| 3 | HT6313 | 1 | Lager | Bearing | Bague | 3,0 mm |
| 3 | HT6746 | 1 | Lager | Bearing | Bague | 3,1 mm |
| 3 | HT6747 | 1 | Lager | Bearing | Bague | 3,2 mm |
| 3 | HT6748 | 1 | Lager | Bearing | Bague | 3,3 mm |
| 4 | HT6312 | 1 | Lager | Bearing | Bague | 3,0 mm |
| 4 | HT6755 | 1 | Lager | Bearing | Bague | 3,1 mm |
| 4 | HT6756 | 1 | Lager | Bearing | Bague | 3,2 mm |
| 4 | HT6757 | 1 | Lager | Bearing | Bague | 3,3 mm |
| 5 | HBK 109 | 1 | Lagerring | Bearing ring | Bague de palier | |
| 6 | ES 264 | 3 | Schraube | Screw | Vis | M 8x16 DIN 912 |
| 7 | EA1391 TD 513 | 1 | Hochdruckfilter Dichtsatz (für EA1391) | High press. filter Seal kit (for EA1391) | Filtre haute press. Pochette de joints (pour EA1391) | |
| 8 | ES1082 | 2 | Schraube | Screw | Vis | M 8x12 DIN 7984 |
| 9 | HXE1863 | 1 | Konsole | Bracket | Console | |
| 10 | HXV 407 | 2 | Schnapperhebel kpl. (R1,R2) | Lever cpl. (R1,R2) | Levier cplt. (R1,R2) | |
| 11 | HXE... | 1 | Schieberkonsole (siehe KSC0000) (Seite 100.0200) | Bracket (look KSC0000) (page 100.0200) | Console (voir KSC0000) (page 100.0200) | |
| 12 | ES 265 | 6 | Schraube | Screw | Vis | M 8x20 DIN 912 |
| 13 | EK 568 | 2 | Scheibe | Washer | Rondelle | D 8 |
| 14 | ES 019 | 1 | Schraube | Screw | Vis | M 6x20 DIN 912 |
| 15 | EM 026 | 6 | Mutter | Nut | Ecrou | M 8 DIN 985 |
| 16 | EM 014 | 1 | Mutter | Nut | Ecrou | M 6 DIN 985 |
| 17 | HXE1900 | 1 | Konsole | Bracket | Console | PALTRONIC |
| 18 | HXE... | 1 | Schieberkonsole (siehe KSC0000) (Seite 100.0200) | Bracket (look KSC0000) (page 100.0200) | Console (voir KSC0000) (page 100.0200) | |
| 19 | S104G02-A | 1 | Kransockel | Base | Socle | |
| 20 | KMG00...A | 2 | Schnappergehäuse kpl (siehe KMG00303A) (Seite 020.0200) | Housing cpl. (look KMG00303A) (page 020.0200) | Boite cplt. (voir KMG00303A) (page 020.0200) | |
| 21 | HA5934 | 1 | Konsole | Bracket | Console | RC400 |
| 22 | HXE1894 | 1 | Konsole | Bracket | Console | RC |
| 22 | HXE1894A | 1 | Konsole (RC400-P2,BMS-2) | Bracket (RC400-P2,BMS-2) | Console (RC400-P2,BMS-2) | |
| 23 | EA1392 BZ204S | 1 | Ersatzfilter Filtereinsatz, kpl. (Seite 100.0100) | Spare filter Filter element, cpl. (page 100.0100) | Filtre de rechange Cartouche de filtre, cplt (page 100.0100) | |
| 24 | HXV 398 | 1 | Schnappergehäuse kpl | Housing cpl. | Boite cplt. | |
| 25 | HX 463 | 1 | Schnapperbüchse | Bush | Bague | |
| 26 | HBA 096 | 1 | Schnapperbüchse | Bush | Bague | |
| 27 | EF 081 | 1 | Druckfeder | Pressure spring | Ressort a pression | D 20,5x1,5x115 |
| 28 | HI 916 | 1 | Schnapperbolzen | Pin | Axe | |

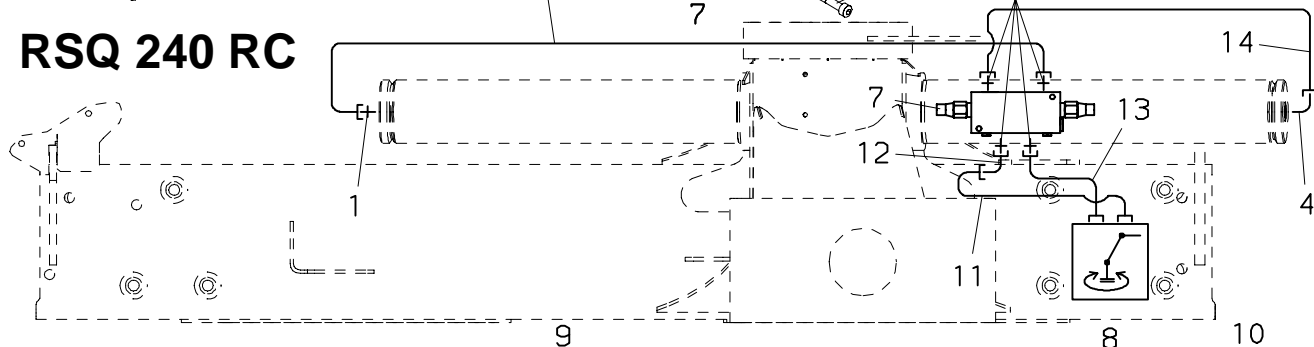
PALFINGER**PK 4501,5001****Kransockel
Base
Socle****010.0100**

09/2006

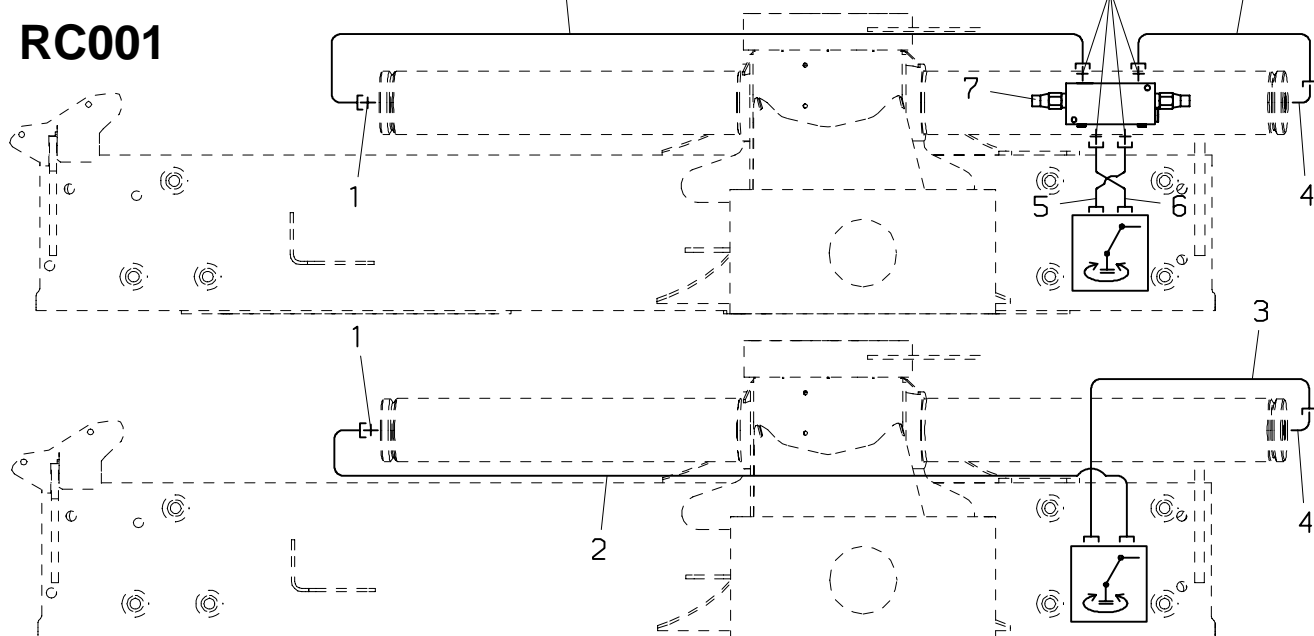
| Nr. No. No. | Ersatzteil Nr. Sparepart no. No Piece de rechange | Stk. Qty. Nbre. | Teilebezeichnung | Description | Nomenclature | Abmessung Dimension Dimension |
|-------------------|--|-----------------------|----------------------------------|-------------------------------------|--------------------------------------|-------------------------------------|
| 29 | EZ 253 | 1 | Handgriff,schwarz | Handle,black | Poignee,noir | |
| 30 | HA2210 | 1 | Bolzen | Pin | Axe | |
| 31 | EQ 299 | 1 | Spannhülse | Adapter sleeve | Douille de serrage | D 4x18 DIN 1481 |
| 32 | EA 412 | 1 | Schmiernippel | Grease nipple | Graisneur | M 6x1 H1 71412 |
| 33 | HXS 021 | 1 | Sicherungskette | Safety chain | Chaine de securite | |
| 34 | EA2168 | 1 | Hochdruckfilter (100015264—>) | High press. filter (100015264—>) | Filtre haute press. (100015264—>) | ab BJ 09/2004 |
| | TD1553 | | Dichtsatz (für EA2168) | Seal kit (for EA2168) | Pochette de joints (pour EA2168) | |
| 35 | EA2169 | 1 | Ersatzfilter | Filter element | Cartouche de filtre | ab BJ 09/2004 |
| 36 | HT7778 | 1 | Zusammenlegpfeil | Arrow | Flèche | |
| 37 | EK 190 | 1 | Scheibe | Washer | Rondelle | D 6 DIN 125 |
| 38 | ES1150 | 1 | Schraube | Screw | Vis | M 6x12 DIN 912 |
| 39 | HA7841 | 1 | Halterung | Bearer | Support | |
| 40 | EQ 007 | 2 | Schlauchklemme | Hose clamp | Bride de serrage | D 110–130 |



RSQ 240 RC



RC001



PALFINGER**PK 4501,5001**
Schwenkwerk
Slewing system
Commando de rotation
010.0200

09/2006

| Nr. No. | Ersatzteil Nr. Sparepart no. No Piece de rechange | Stk. Qty. Nbre. | Teilebezeichnung | Description | Nomenclature | Abmessung Dimension Dimension |
|------------|--|-----------------------|----------------------------------|-------------------------------------|--|-------------------------------------|
| 1 | EA 039 | 1 | Verschraubung | Adaptor | Raccord | GE 12 SR 3/8"ED |
| 2 | HLR 8955 | 1 | Druckleitung (F) | Pipe (F) | Tuyau (F) | D 12 |
| 2 | HLR12402 | 1 | Druckleitung (RSQ 240 RC) | Pipe (RSQ 240 RC) | Tuyau (RSQ 240 RC) | D 12 |
| 2 | HLR 9047 | 1 | Druckleitung (RC001) | Pipe (RC001) | Tuyau (RC001) | D 12 |
| 3 | HLR 8954 | 1 | Druckleitung (F) | Pipe (F) | Tuyau (F) | D 12 |
| 3 | HLR12403 | 1 | Druckleitung (RSQ 240 RC) | Pipe (RSQ 240 RC) | Tuyau (RSQ 240 RC) | D 12 |
| 3 | HLR 9048 | 1 | Druckleitung (RC001) | Pipe (RC001) | Tuyau (RC001) | D 12 |
| 4 | EA1749 | 1 | Schwenkverschraubung | Banjo | Raccord tournant | WH 12S 3/8-O |
| 5 | HLR 9041 | 1 | Druckleitung (F) | Pipe (F) | Tuyau (F) | D 12 |
| 5 | HLR 9049 | 1 | Druckleitung (RC001) | Pipe (RC001) | Tuyau (RC001) | D 12 |
| 6 | HLR 9042 | 1 | Druckleitung (F) | Pipe (F) | Tuyau (F) | D 12 |
| 6 | HLR 9050 | 1 | Druckleitung (RC001) | Pipe (RC001) | Tuyau (RC001) | D 12 |
| 7 | EV5037-160 | 1 | Lasthalteventil (—>100063638) | Load holding valve (—>100063638) | Soupape pilote (—>100063638) | 160 bar |
| | TD1001 | | Dichtsatz (für EV5037-160) | Seal kit (for EV5037-160) | Pochette de joints (pour EV5037-160) | |
| 7 | EV5037A-160 | 1 | Lasthalteventil (100063639—>) | Load holding valve (100063639—>) | Soupape pilote (100063639—>) | 160 bar |
| | TD1600 | | Dichtsatz (für EV5037A-160) | Seal kit (for EV5037A-160) | Pochette de joints (pour EV5037A-160) | |
| 8 | EA 183 | 4 | Verschraubung | Adaptor | Raccord | GE 12 SR 1/2"ED |
| 9 | HLR 9044 | 1 | Druckleitung | Pipe | Tuyau | D 12 |
| 10 | HLR 9043 | 1 | Druckleitung | Pipe | Tuyau | D 12 |
| 11 | HLR 3657 | 1 | Druckleitung | Pipe | Tuyau | D 12 |
| 12 | EA 280 | 1 | Winkelverschraubung | Angle coupling | Raccord de angle | EVW 12 S |
| 13 | HLR 3658 | 1 | Druckleitung | Pipe | Tuyau | D 12 |
| 14 | HLR 3656 | 1 | Druckleitung | Pipe | Tuyau | D 12 |
| 15 | HLR 3655 | 1 | Druckleitung | Pipe | Tuyau | D 12 |
| 16 | ES 432 | 2 | Schraube | Screw | Vis | M 8x50 DIN 912 |
| 17 | EM 026 | 4 | Mutter | Nut | Ecrou | M 8 DIN 985 |
| 18 | HXE 509 | 1 | Konsole | Bracket | Console | |
| 19 | HA8957 | 1 | Halterung | Bearer | Support | |
| 20 | ES 264 | 2 | Schraube | Screw | Vis | M 8x16 DIN 912 |
| 21 | ES1515 | 2 | Schraube | Screw | Vise | M10x1x25 DIN912 |
| 22 | EK1108 | 2 | Scheibe | Washer | Rondelle | D 10,5 DIN 140 |
| 23 | EQ 086 | 2 | Sicherungsring | Circlip | Circlips | D 50 DIN 471 |
| 24 | ED1235 | 2 | Führungsring | Guide ring | Bague de guidage | 80x75x14,8 |
| 25 | HK 667 | 2 | Kolben | Piston | Piston | |
| 26 | ED1234 | 2 | Dichtring | Seal ring | Anneau joint | 80x60x12,5 |

PALFINGER**PK 4501,5001**
Schwenkwerk
Slewing system
Commando de rotation
010.0200

09/2006

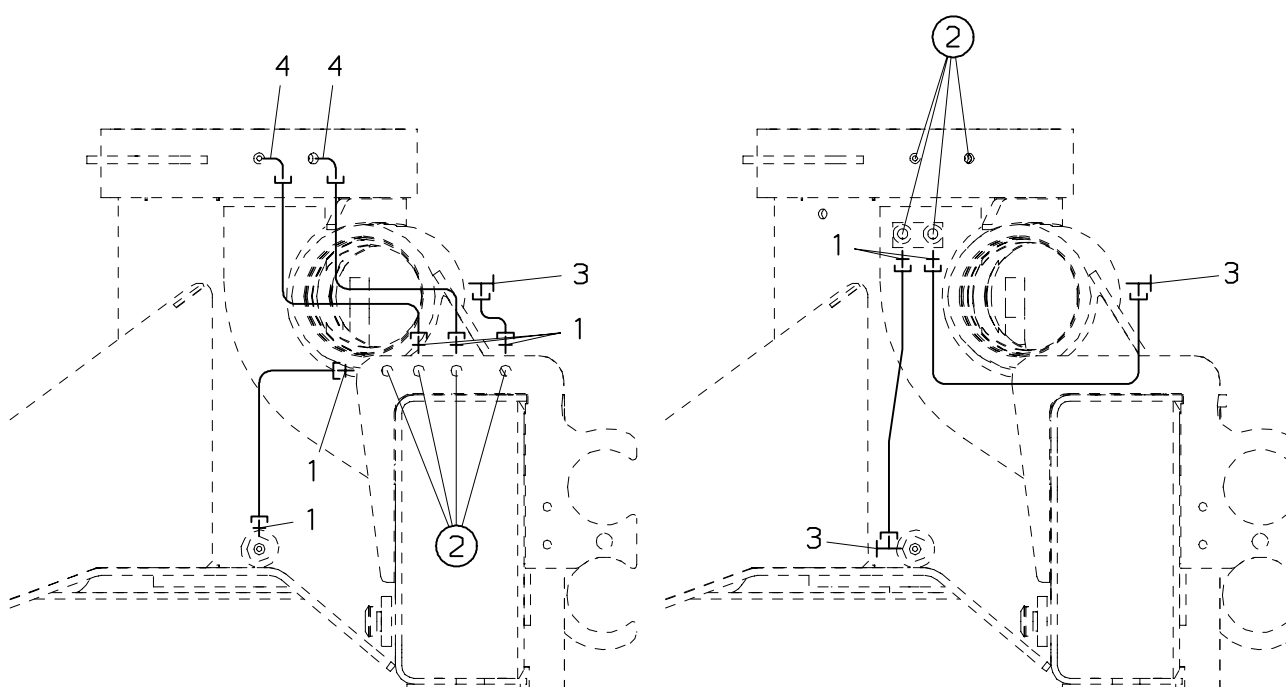
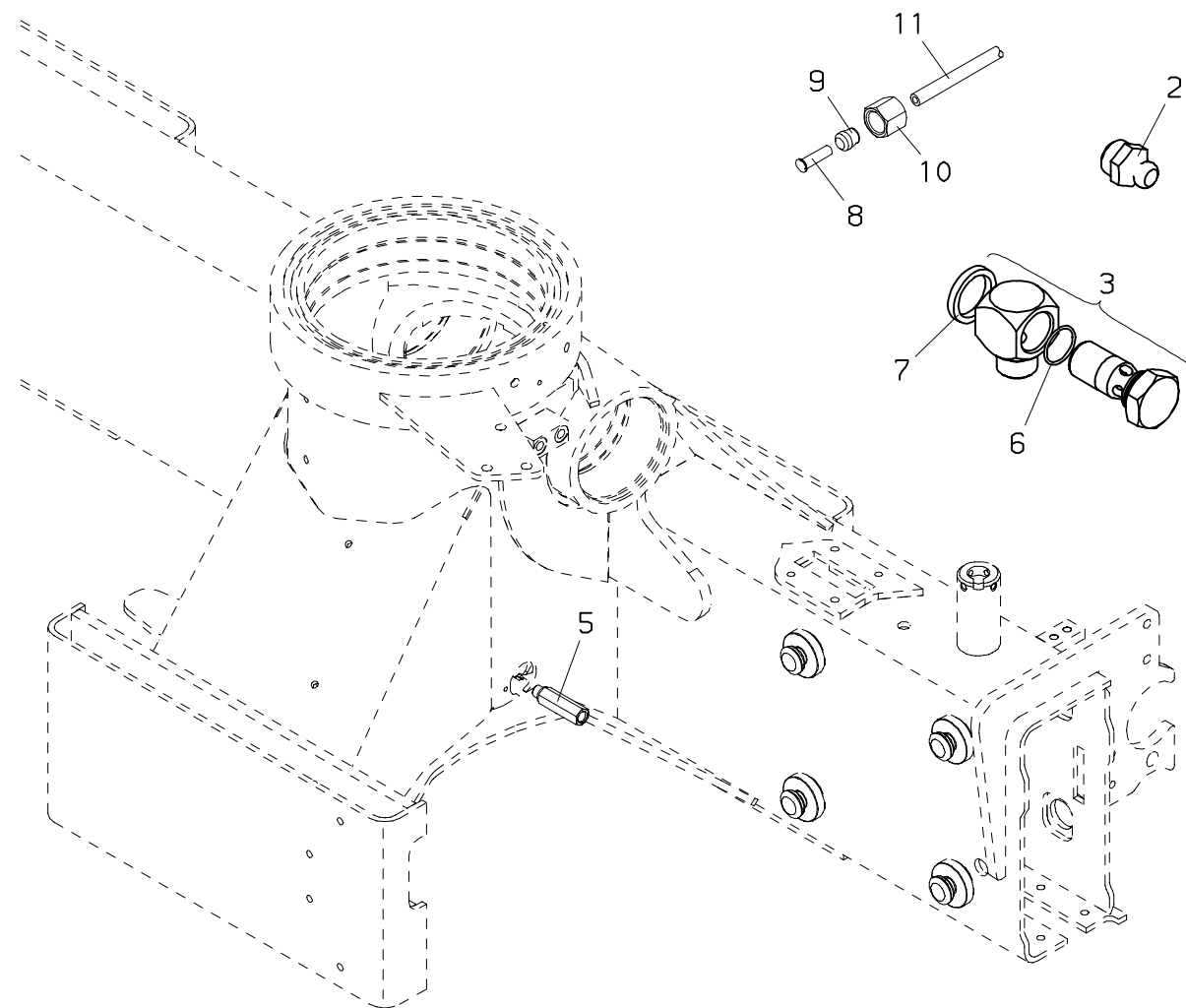
| Nr. No. | Ersatzteil Nr. Sparepart no. No Piece de rechange | Stk. Qty. Nbre. | Teilebezeichnung | Description | Nomenclature | Abmessung Dimension Dimension |
|------------|--|-----------------------|---------------------------------|------------------------------------|-------------------------------------|-------------------------------------|
| 27 | HK 666 | 2 | Kolben | Piston | Piston | |
| 27 | HK 668 | 2 | Schwenkbegrenzung (190 Grad) | Limit. of rotation | Limit d la rotation | l=141 mm |
| 27 | HK 669 | 2 | Schwenkbegrenzung (250 Grad) | Limit. of rotation | Limit d la rotation | l=101 mm |
| 27 | HK 704 | 2 | Schwenkbegrenzung (150 Grad) | Limit. of rotation (150 degree) | Limit d la rotation (150 degree) | l=168 mm |
| 27 | HK 705 | 2 | Schwenkbegrenzung (170 Grad) | Limit. of rotation | Limit d la rotation | l=154,5 mm |
| 28 | EO 035 | 2 | O-Ring | O-seal | Bague torique | D 24,2x3 |
| 29 | HY1410A+00001 | 2 | Zylinderrohr | Cylinder tube | Cylinder | |
| 30 | ES1444 | 2 | Schraube | Screw | Vis | M10x1x25 DIN961 |
| 31 | ED 081 | 2 | Kolbendichtung | Piston seal | Joint de piston | D 80 |
| 32 | HK 148 | 2 | Kolben | Piston | Piston | |
| 32 | HXE1613 | 2 | Schwenkbegrenzung (250 Grad) | Limit. of rotation | Limit. de la rotat. | l=99 mm |
| 32 | SK432-1 | 2 | Schwenkbegrenzung (190 Grad) | Limit. of rotation | Limit. de la rotat. | l=138 mm |
| 32 | HXE 458 | 2 | Schwenkbegrenzung (170 Grad) | Limit. of rotation | Limit. de la rotat. | l=152.5 mm |
| 32 | S081-400 | 2 | Schwenkbegrenzung (150 Grad) | Limit. of rotation (150 degree) | Limit. de la rotat. (150 degree) | l=167 mm |
| 33 | HZS 091 | 1 | Zahnstange | Rack | Cremaillere | |
| 34 | HIG 228 | 1 | Schmierrohr | Grease tube | Tuyau de graissage | |
| 35 | EO 130 | 1 | O-Ring | O-seal | Bague torique | D 11x3,5 |
| 36 | EO 027 | 1 | O-Ring | O-seal | Bague torique | D 11,3x2,4 |
| 37 | HF 913 | 1 | Gleitstein | Guide block | Patin de guide | |

010.0300

09/2006

PALFINGER CRANE

PK 4501,5001



PALFINGER**PK 4501,5001****Verrohrung–Zentralschmierung
Pipes–Lube system
Tuyautes–Graissage central.****010.0300**

09/2006

| Nr. No. No. | Ersatzteil Nr. Sparepart no. No Piece de rechange | Stk. Qty. Nbre. | Teilebezeichnung | Description | Nomenclature | Abmessung Dimension Dimension |
|-------------------|--|-----------------------|------------------------------|--------------------------------------|------------------------------------|-------------------------------------|
| 1 | EA 002 | 5 | Verschraubung | Adaptor | Raccord | GE 6L M10x1–ED |
| 2 | EA 005 | 4 | Schmiernippel | Grease nipple | Graisseur | M 10x1 DIN71412 |
| 2 | EA 558 | 4 | Schmiernippel (Hochstand) | Grease nipple (Standing platform) | Graisseur (Plate–form) | M 10x1 DIN71412 |
| 3 | EA 001 | 2 | Schwenkverschraubung | Banjo | Raccord tournant | WH 06L M 10x1 |
| 4 | EA 623 | 2 | Verschraubung | Adaptor | Raccord | WE 06–LM |
| 5 | HLA1098 | 1 | Schmierrohr | Grease tube | Tuyau de graissage | |
| 6 | EO 547 | 1 | O–Ring | O–seal | Bague torique | D 9,3x1,5 |
| 7 | ED 391 | 1 | Dichtkantring | Sealing ring | Rondelle de joint | KD M10 |
| 8 | EA1079 | 8 | Büchse | Bush | Gague | E 6/3 |
| 9 | EA 265 | 8 | Schneidring | Cutting ring | Olive | D 6 S |
| 10 | EA 641 | 8 | Überwurfmutter | Nut | Ecrou | M 6 L |
| 11 | EH1434 | | Schmierrohr (Meterware) | Grease tube (sold by the meter) | Tuyau de graissage (par metres) | |

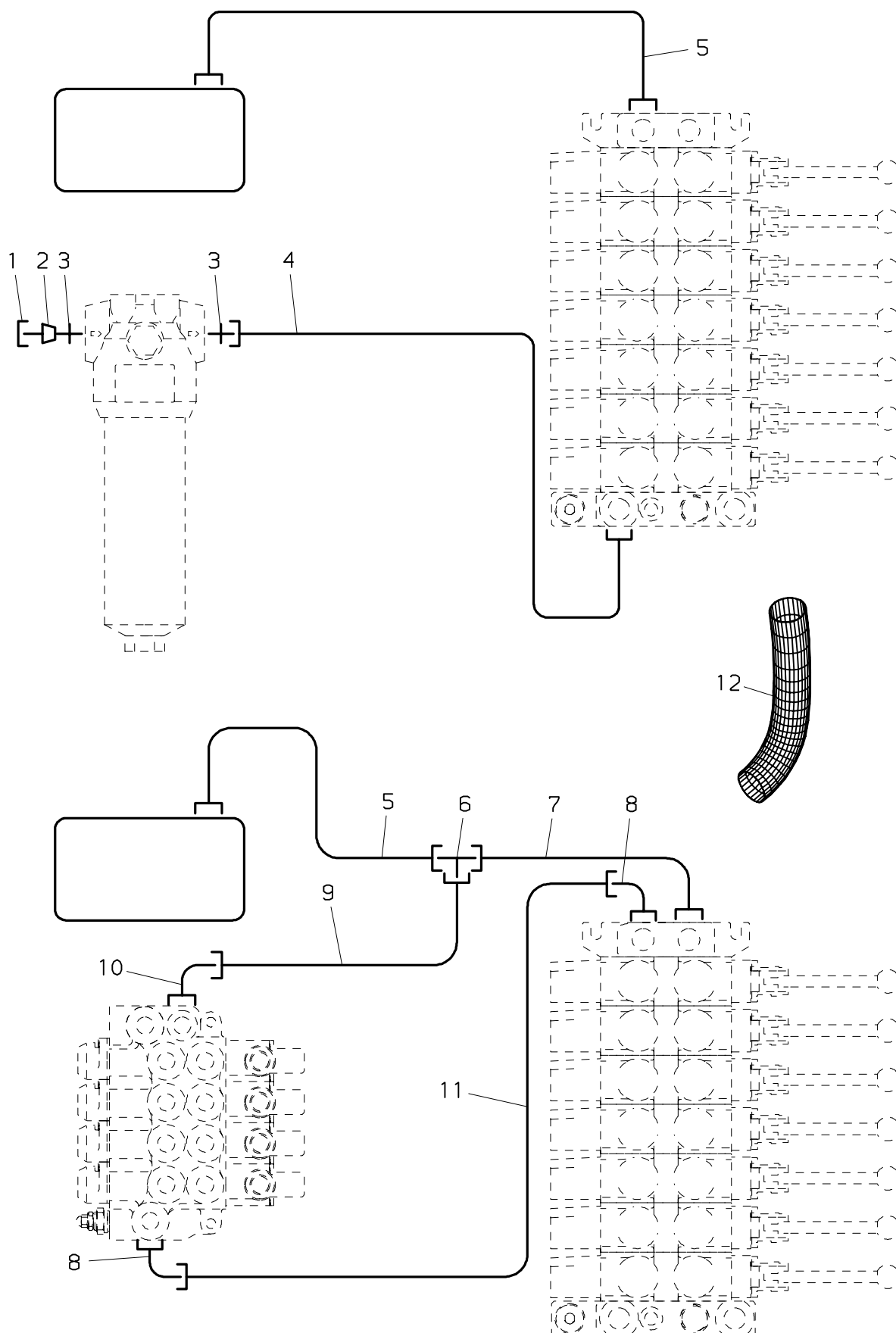
010.0400

09/2006

PALFINGER CRANE

PK 4501,5001

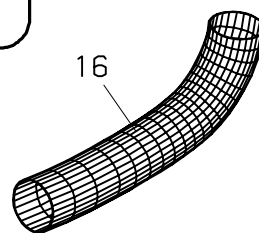
F



PALFINGER**PK 4501,5001****Verrohrung–Steuerung F
Pipes–Control F
Tuyauteries–Commande F****010.0400**

09/2006

| Nr. No. No. | Ersatzteil Nr. Sparepart no. No Piece de rechange | Stk. Qty. Nbre. | Teilebezeichnung | Description | Nomenclature | Abmessung Dimension Dimension |
|-------------------|--|-----------------------|-----------------------|------------------------|----------------------------|-------------------------------------|
| 1 | EA 045 | 1 | Überwurfmutter | Nut | Ecrou | M 16 S |
| 2 | EA 343 | 1 | Verschlußbutzen | Locking bolt | Boulon de fermeture | BUZ 16 S |
| 3 | EA 033 | 2 | Verschraubung | Adaptor | Raccord | GE 16 SR 3/4"ED |
| 4 | EH 608 | 1 | Druckschlauch | Hose | Flexible | NW 12x670 |
| 5 | EH 900 | 1 | Druckschlauch | Hose | Flexible | NW 16x1000 |
| 6 | EA 252 | 1 | T–Verschraubung | T–coupling | Raccord–T | T 18–L |
| 7 | HLR 9052 | 1 | Druckleitung | Pipe | Tuyau | D 18 |
| 8 | EA 019 | 2 | Winkelverschraubung | Angle coupling | Raccord de angle | EVW 16 S |
| 9 | HLR 8957 | 1 | Druckleitung | Pipe | Tuyau | D 18 |
| 10 | EA 237 | 1 | Winkelverschraubung | Angle coupling | Raccord de angle | evW 18 L |
| 11 | HLR 8956 | 1 | Druckleitung | Pipe | Tuyau | D 16 |
| 12 | EH6174 | 1 | Schutzschlauch (F) | Protection hose (F) | Tuyau de protection (F) | D 50x600 |



The diagram illustrates a water supply system for a shower stall. A main water supply line (1) enters from the top right, passing through a pressure-reducing valve (13) and a check valve (12). It then splits into two parallel shower heads (20 and 21) and a central shower head (22). The system is controlled by a shower control valve (19) and a shower control valve (20). The diagram is labeled with various components and their connections.

PALFINGER**PK 4501,5001**
Verrohrung–Steuerung RC
Pipes–Control RC
Tuyauteries–Commande RC
010.0500

11/2007

| Nr. No. No. | Ersatzteil Nr. Sparepart no. No Piece de rechange | Stk. Qty. Nbre. | Teilebezeichnung | Description | Nomenclature | Abmessung Dimension Dimension |
|-------------------|--|-----------------------|---------------------------|---------------------------|----------------------------|-------------------------------------|
| 1 | EH4951 | 1 | Druckschlauch | Hose | Flexible | NW 16x1500 |
| 2 | HLA 461 | 1 | Verschuß | Plug | Bouchon | VM 22–L |
| 3 | EA 323 | 1 | Verschraubung | Adaptor | Raccord | GE 22–L |
| 4 | EH5258 | 1 | Druckschlauch | Hose | Flexible | NW 20x1000 |
| 5 | EA 329 | 1 | Winkelverschraubung | Angle coupling | Raccord de angle | evW 22 L |
| 6 | EA 577 | 1 | Reduktion | Reduction | Reduction | KOR 22–18 L |
| 7 | EA 327 | 1 | L–Verschraubung | L–coupling | Raccord–L | evL 22 L |
| 8 | EH1583 | 1 | Druckschlauch | Hose | Flexible | NW 6x1500 |
| 9 | EA1462 | 1 | Verschußteil | Blanking part | Obturateur | ROV–8S |
| 10 | EA 045 | 1 | Überwurfmutter | Nut | Ecrou | M 16 S |
| 11 | EA 343 | 1 | Verschußbutzen | Locking bolt | Boulon de fermeture | BUZ 16 S |
| 12 | EA 033 | 2 | Verschraubung | Adaptor | Raccord | GE 16 SR 3/4"ED |
| 13 | EA 226 | 2 | Reduktion (für EA2168) | Reduction (for EA2168) | Reduction (pour EA2168) | RI 1"–3/4" |
| 14 | EH 608 | 1 | Druckschlauch | Hose | Flexible | NW 12x670 |
| 15 | EH1225 | 1 | Druckschlauch | Hose | Flexible | NW 12x1470 |
| 16 | EH 616 | 1 | Schutzschlauch | Protection hose | Tuyau de protection | D 50x1000 |
| 17 | EH4891 | 1 | Druckschlauch | Hose | Flexible | NW 6x1550 |
| 18 | EH5039 | 1 | Druckschlauch | Hose | Flexible | NW 10x1470 |
| 19 | EA 190 | 1 | Verschraubung | Adaptor | Raccord | GE 10–L R 3/8" |
| 20 | EA 237 | 1 | Winkelverschraubung | Angle coupling | Raccord de angle | evW 18 L |
| 21 | EA 039 | 1 | Verschraubung | Adaptor | Raccord | GE 12 SR 3/8"ED |
| 22 | EA 280 | 1 | Winkelverschraubung | Angle coupling | Raccord de angle | EVW 12 S |
| 23 | EH 900 | 1 | Druckschlauch | Hose | Flexible | NW 16x1000 |

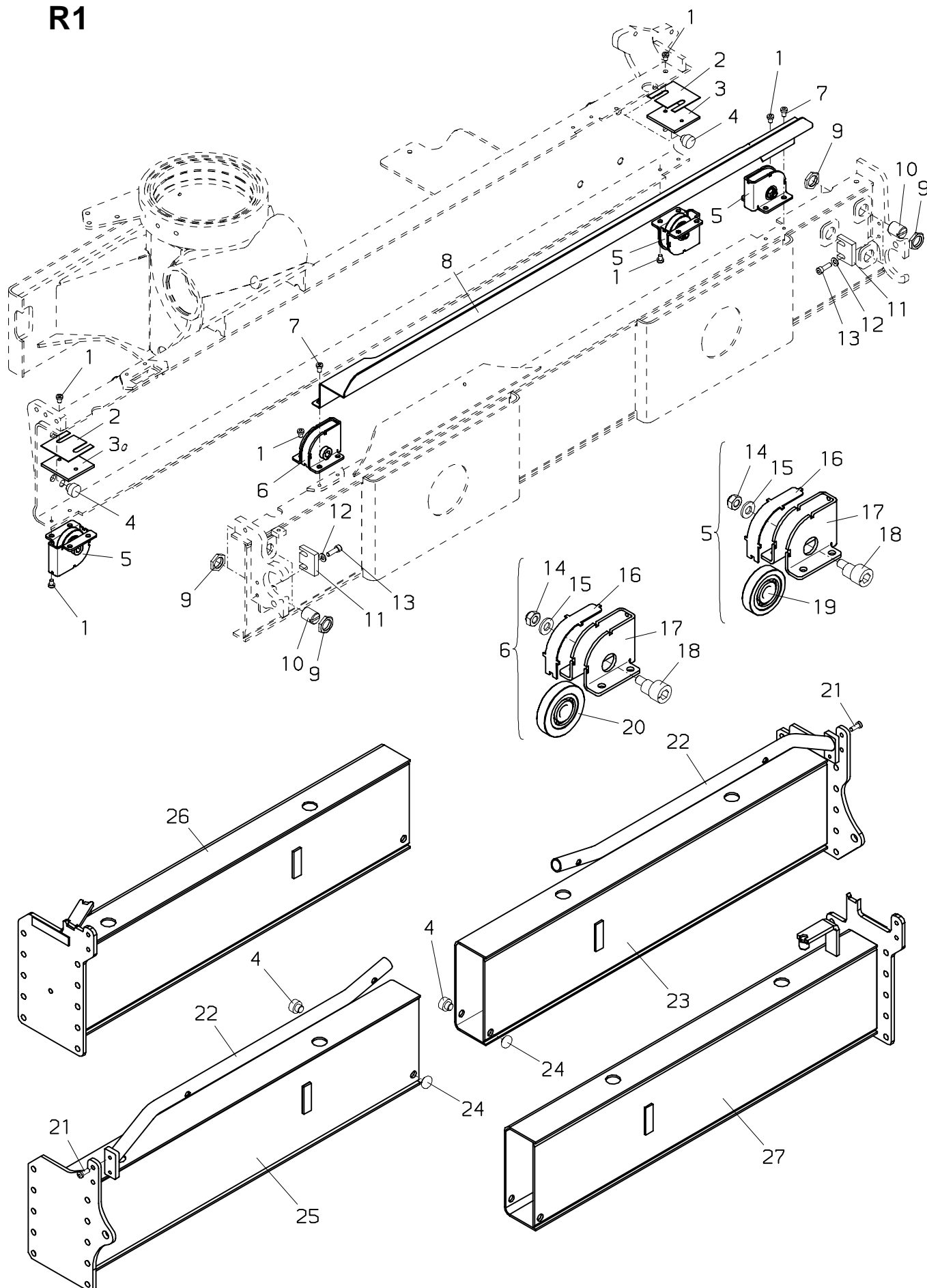
010.0600

09/2006

PALFINGER CRANE

PK 4501,5001

R1



PALFINGER**PK 4501,5001****Ausleger-R1
Extension box-R1
Extension-R1****010.0600**

09/2006

| Nr. No. No. | Ersatzteil Nr. Sparepart no. No Piece de rechange | Stk. Qty. Nbre. | Teilebezeichnung | Description | Nomenclature | Abmessung Dimension Dimension |
|-------------------|--|-----------------------|--------------------|-----------------------|------------------------------|-------------------------------------|
| 1 | ES1089 | 16 | Schraube | Screw | Vis | M 8x10 DIN 7984 |
| 2 | HTR1529 | 2 | Beilageplatte | Shim plate | Plaque | 1 mm |
| 3 | HTR1427 | 2 | Beilageplatte | Shim plate | Plaque | 5 mm |
| 4 | HF 008 | 7 | Führung | Guide | Guidage | 11 mm |
| 5 | HXE1716 | 3 | Laufrolle, kpl. | Tread roller, cpl. | Galet de roulement, cplt. | |
| 6 | HXE1718 | 1 | Laufrolle, kpl. | Tread roller, cpl. | Galet de roulement, cplt. | |
| 7 | ES1082 | 4 | Schraube | Screw | Vis | M 8x12 DIN 7984 |
| 8 | HA6373 | 1 | Schlauchwanne | Hose guide | Guide de flexible | |
| 9 | EM 180 | 8 | Mutter | Nut | Ecrou | M 24x1.5 |
| 10 | HIG 653 | 4 | Führung | Guide | Guidage | l=28 mm |
| 11 | HTR3550 | 2 | Führungsstück | Guide piece | Piece de guidage | 10 mm |
| 12 | EK 340 | 4 | Scheibe | Washer | Rondelle | D 8 DIN 125 |
| 13 | ES 006 | 4 | Schraube | Screw | Vis | M 8x25 DIN 912 |
| 14 | EM 021 | 2 | Mutter | Nut | Ecrou | M 10 DIN 985 |
| 15 | EK 202 | 2 | Scheibe | Washer | Rondelle | D 10,5 DIN 134 |
| 16 | HA6238 | 2 | Abdeckplatte | Cover plate | Plaque de couverture | |
| 17 | HA6237 | 2 | Halterung | Bearer | Support | |
| 18 | HR 226 | 2 | Exzenterbolzen | Eccentric bolt | Boulon d'excentrique | |
| 19 | ELW 268 | 1 | Laufrolle | Tread roller | Galet de roulement | D=62 mm |
| 20 | ELW 269 | 1 | Laufrolle | Tread roller | Galet de roulement | D=70 mm |
| 21 | ES 308 | 4 | Schraube | Screw | Vis | M 8x20 DIN 7984 |
| 22 | HXE1764 | 2 | Bügel | Stirrup | Etrier | |
| 23 | S003A11-A | 1 | Ausleger-R1 | Extension box-R1 | Extension-R1 | |
| 24 | HF 007 | 2 | Führung | Guide | Guidage | 5 mm |
| 25 | S104A10-A | 1 | Ausleger-R1 | Extension box-R1 | Extension-R1 | |
| 26 | S104A10-B | 1 | Ausleger-R1 | Extension box-R1 | Extension-R1 | |
| 27 | S003A11-B | 1 | Ausleger-R1 | Extension box-R1 | Extension-R1 | |

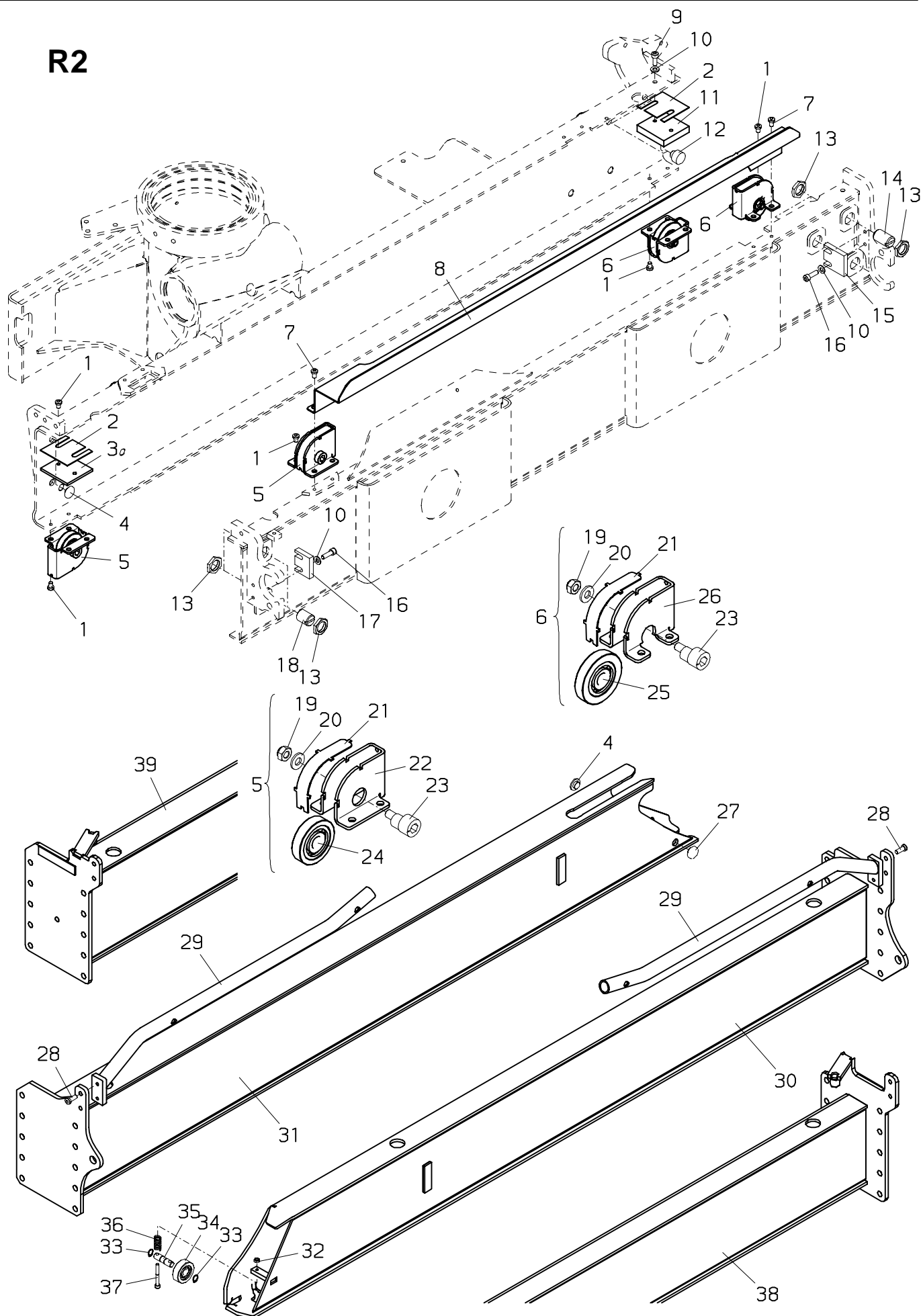
010.0700

09/2006

PALFINGER CRANE

PK 4501,5001

R2



PALFINGER**PK 4501,5001****Ausleger-R2
Extension box-R2
Extension-R2****010.0700**

09/2006

| Nr. No. No. | Ersatzteil Nr. Sparepart no. No Piece de rechange | Stk. Qty. Nbre. | Teilebezeichnung | Description | Nomenclature | Abmessung Dimension Dimension |
|-------------------|--|-----------------------|--------------------|-----------------------|-----------------------------|-------------------------------------|
| 1 | ES1089 | 14 | Schraube | Screw | Vis | M 8x10 DIN 7984 |
| 2 | HTR1529 | | Beilageplatte | Shim plate | Plaque | 1 mm |
| 3 | HTR1427 | 1 | Beilageplatte | Shim plate | Plaque | 5 mm |
| 4 | HF 050 | 3 | Führung | Guide | Guidage | 3 mm |
| 5 | HXE1716 | 2 | Laufrolle, kpl. | Tread roller, cpl. | Galet de roulement, cpt. | |
| 6 | HXE1717 | 2 | Laufrolle, kpl. | Tread roller, cpl. | Galet de roulement, cpt. | |
| 7 | ES1082 | 4 | Schraube | Screw | Vis | M 8x12 DIN 7984 |
| 8 | HA6373 | 1 | Schlauchwanne | Hose guide | Guide de flexible | |
| 9 | ES 265 | 2 | Schraube | Screw | Vis | M 8x20 DIN 912 |
| 10 | EK 340 | 6 | Scheibe | Washer | Rondelle | D 8 DIN 125 |
| 11 | HTR3595 | 1 | Beilageplatte | Shim plate | Plaque | 15 mm |
| 12 | HF 008 | 3 | Führung | Guide | Guidage | 11 mm |
| 12 | HF 281 | 3 | Führung | Guide | Guidage | 13.5 mm |
| 13 | EM 180 | 10 | Mutter | Nut | Ecrou | M 24x1.5 |
| 14 | HIG 428 | 3 | Führung | Guide | Guidage | l=40 mm |
| 15 | HTR3551 | 1 | Führungsstück | Guide piece | Piece de guidage | 10 mm |
| 16 | ES 006 | 4 | Schraube | Screw | Vis | M 8x25 DIN 912 |
| 17 | HTR3550 | 1 | Führungsstück | Guide piece | Piece de guidage | 10 mm |
| 18 | HIG 653 | 2 | Führung | Guide | Guidage | l=28 mm |
| 19 | EM 021 | 2 | Mutter | Nut | Ecrou | M 10 DIN 985 |
| 20 | EK 202 | 2 | Scheibe | Washer | Rondelle | D 10,5 DIN 134 |
| 21 | HA6238 | 2 | Abdeckplatte | Cover plate | Plaque de couverture | |
| 22 | HA6237 | 1 | Halterung | Bearer | Support | |
| 23 | HR 226 | 2 | Exzenterbolzen | Eccentric bolt | Boulon d'excentrique | |
| 24 | ELW 268 | 1 | Laufrolle | Tread roller | Galet de roulement | D=62 mm |
| 25 | ELW 269 | 1 | Laufrolle | Tread roller | Galet de roulement | D=70 mm |
| 26 | HA6236 | 1 | Halterung | Bearer | Support | |
| 27 | HF 795 | 1 | Führung | Guide | Guidage | 6 mm |
| 28 | ES 308 | 4 | Schraube | Screw | Vis | M 8x20 DIN 7984 |
| 29 | HXE1764 | 2 | Bügel | Stirrup | Etrier | |
| 30 | S104A21-A | 1 | Ausleger-R2 | Extension box-R2 | Extension-R2 | |
| 31 | S104A20-A | 1 | Ausleger-R2 | Extension box-R2 | Extension-R2 | |
| 32 | EM 014 | 2 | Mutter | Nut | Ecrou | M 6 DIN 985 |
| 33 | EQ 043 | 2 | Sicherungsring | Circlip | Circlips | D 12 DIN 471 |
| 34 | HR 124 | 1 | Laufrolle | Tread roller | Galet de roulement | D 47 mm |
| 35 | HI 521 | 1 | Bolzen | Pin | Axe | |
| 36 | EF 024 | 2 | Druckfeder | Pressure spring | Ressort a pression | |
| 37 | ES 100 | 2 | Schraube | Screw | Vis | M 6x60 DIN 6912 |
| 38 | S104A21-B | 1 | Ausleger-R2 | Extension box-R2 | Extension-R2 | |
| 39 | S104A20-B | 1 | Ausleger-R2 | Extension box-R2 | Extension-R2 | |

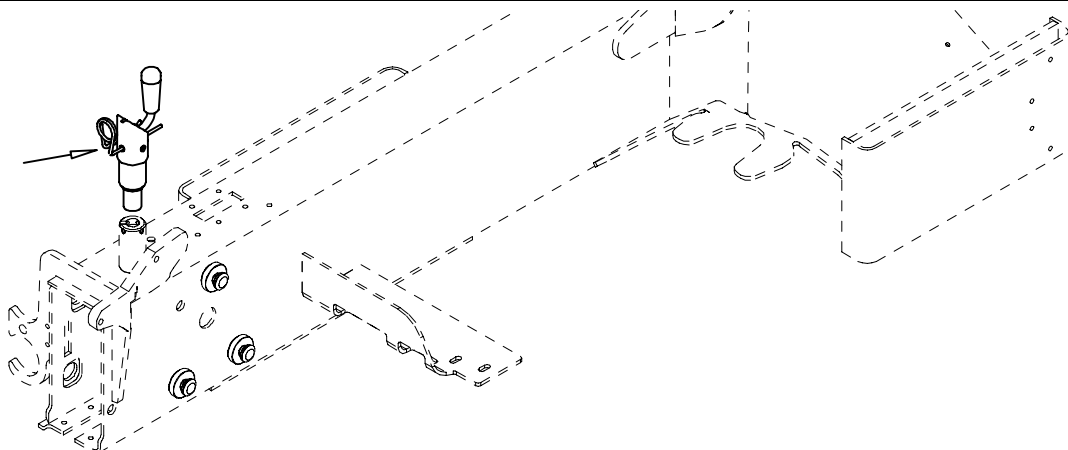
010.0800

09/2006

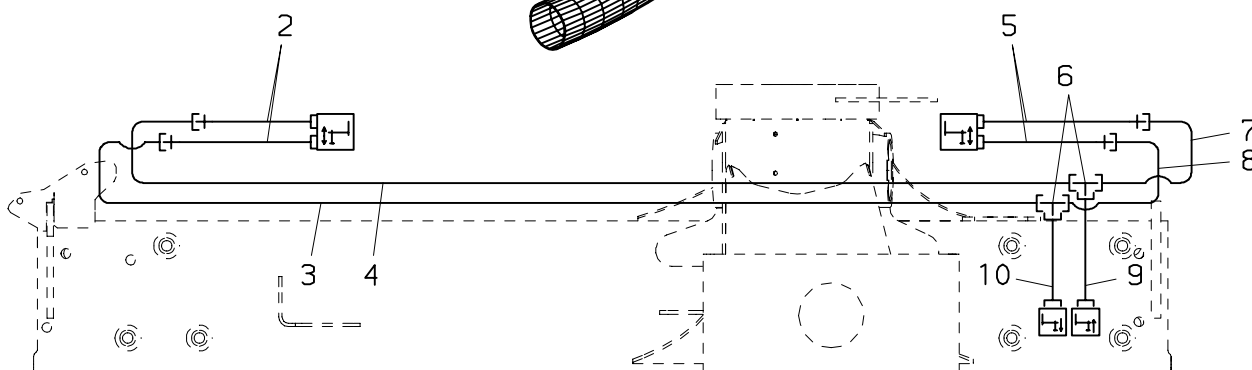
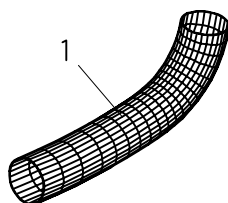
PALFINGER CRANE

PK 4501,5001

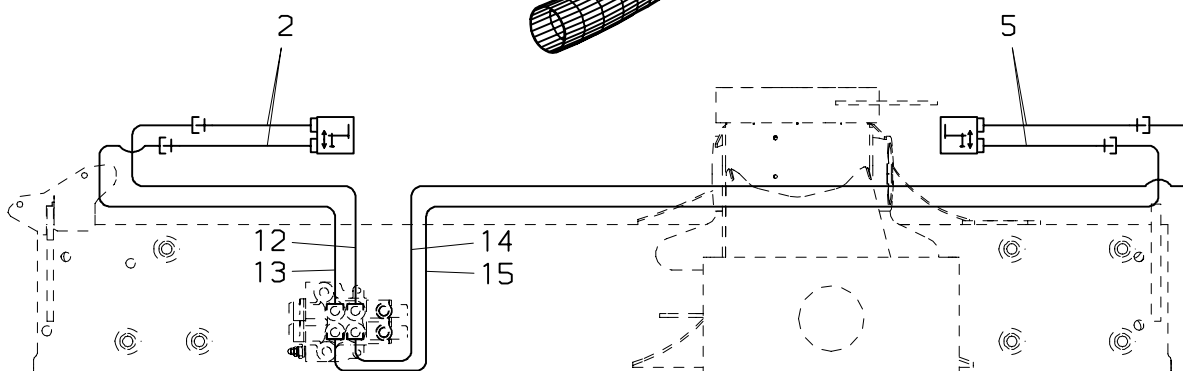
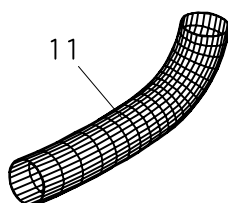
!!!



R1,R2



R1,R2



PALFINGER**PK 4501,5001**
Verrohrung–R1,R2
Pipes–R1,R2
Tuyauteries–R1,R2
010.0800

09/2006

| Nr. No. No. | Ersatzteil Nr. Sparepart no. No Piece de rechange | Stk. Qty. Nbre. | Teilebezeichnung | Description | Nomenclature | Abmessung Dimension Dimension |
|-------------------|--|-----------------------|--------------------------|----------------------|-----------------------|-------------------------------------|
| 1 | EH1943 | 2 | Schutzschlauch | Protection hose | Tuyau de protection | D 50x1750 |
| 2 | EH1114 | 2 | Druckschlauch (STZY) | Hose (STZY) | Flexible (STZY) | NW 8x2300 |
| 2 | EH3177 | 2 | Druckschlauch (STZS) | Hose (STZS) | Flexible (STZS) | NW 8x1670 |
| 3 | HLR 9017 | 1 | Druckleitung | Pipe | Tuyau | D 12 |
| 4 | HLR 9016 | 1 | Druckleitung | Pipe | Tuyau | D 12 |
| 5 | EH1114 | 2 | Druckschlauch (STZY) | Hose (STZY) | Flexible (STZY) | NW 8x2300 |
| 5 | EH4948 | 2 | Druckschlauch (STZS) | Hose (STZS) | Flexible (STZS) | NW 8x1800 |
| 6 | EA 195 | 2 | T–Verschraubung | T–coupling | Raccord–T | T 12 S |
| 7 | HLR 8951 | 1 | Druckleitung | Pipe | Tuyau | D 12 |
| 8 | HLR 9038 | 1 | Druckleitung | Pipe | Tuyau | D 12 |
| 9 | HLR 9014 | 1 | Druckleitung (7–fach) | Pipe (7–sections) | Tuyau (7–elements) | D 12 |
| 9 | HLR 9039 | 1 | Druckleitung (5–fach) | Pipe (5–sections) | Tuyau (5–elements) | D 12 |
| 10 | HLR 9015 | 1 | Druckleitung (7–fach) | Pipe (7–sections) | Tuyau (7–elements) | D 12 |
| 10 | HLR 9040 | 1 | Druckleitung (5–fach) | Pipe (5–sections) | Tuyau (5–elements) | D 12 |
| 11 | EH1943 | 2 | Schutzschlauch | Protection hose | Tuyau de protection | D 50x1750 |
| 12 | HLR 8950 | 1 | Druckleitung | Pipe | Tuyau | D 12 |
| 13 | HLR 8952 | 1 | Druckleitung | Pipe | Tuyau | D 12 |
| 14 | HLR 8949 | 1 | Druckleitung | Pipe | Tuyau | D 12 |
| 15 | HLR 8953 | 1 | Druckleitung | Pipe | Tuyau | D 12 |

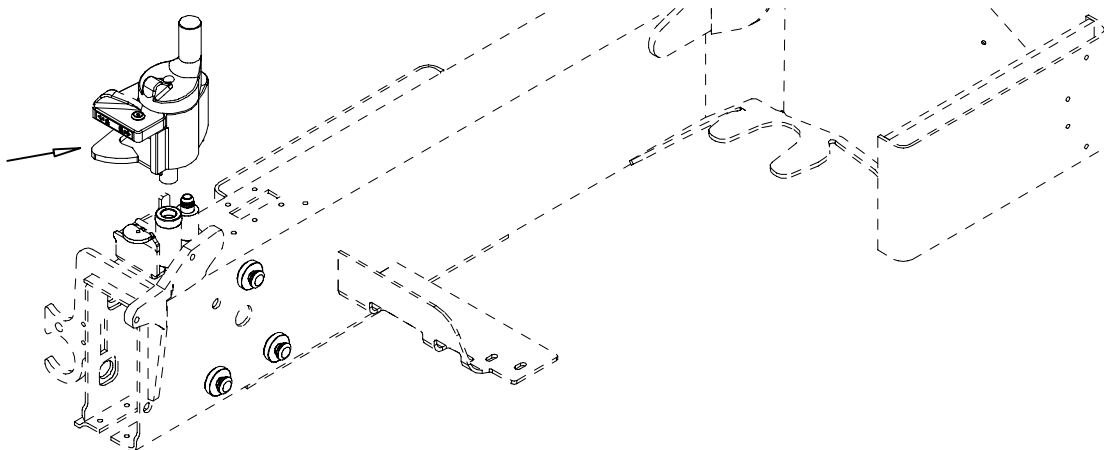
010.0801

09/2006

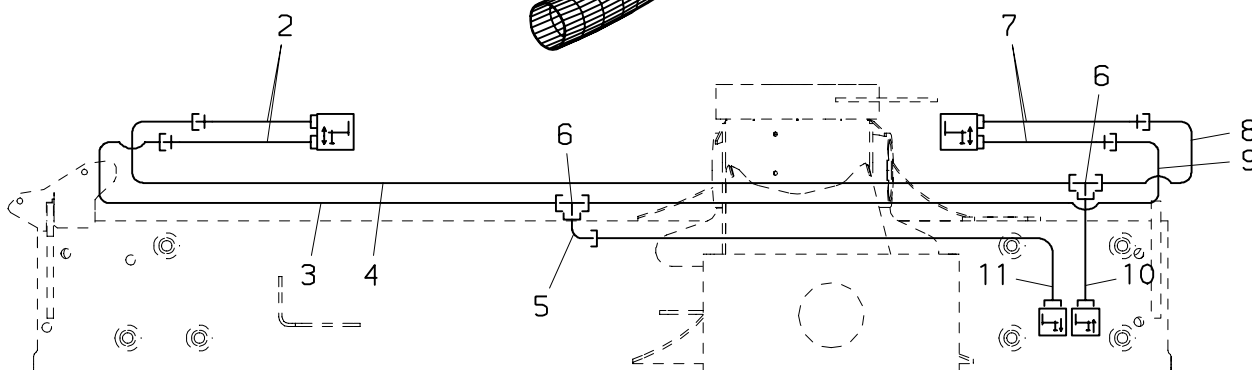
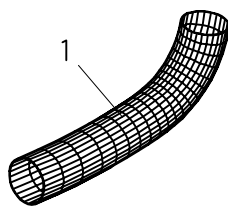
PALFINGER CRANE

PK 4501,5001

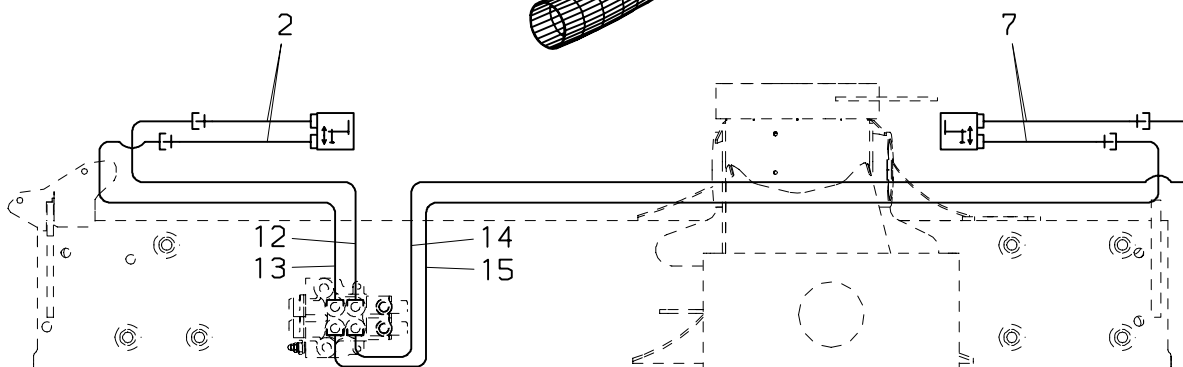
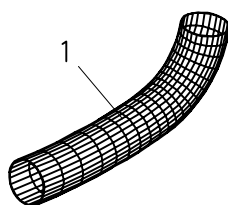
!!!



R1,R2



R1,R2



PALFINGER**PK 4501,5001**
Verrohrung–R1,R2
Pipes–R1,R2
Tuyauteries–R1,R2
010.0801

09/2006

| Nr. No. No. | Ersatzteil Nr. Sparepart no. No Piece de rechange | Stk. Qty. Nbre. | Teilebezeichnung | Description | Nomenclature | Abmessung Dimension Dimension |
|-------------------|--|-----------------------|--------------------------|----------------------|-----------------------|-------------------------------------|
| 1 | EH1943 | 2 | Schutzschlauch | Protection hose | Tuyau de protection | D 50x1750 |
| 2 | EH1114 | 2 | Druckschlauch (STZY) | Hose (STZY) | Flexible (STZY) | NW 8x2300 |
| 2 | EH6149 | 2 | Druckschlauch (STZS) | Hose (STZS) | Flexible (STZS) | NW 8x2100 |
| 3 | HLR10238 | 1 | Druckleitung | Pipe | Tuyau | D 12 |
| 4 | HLR10237 | 1 | Druckleitung | Pipe | Tuyau | D 12 |
| 5 | EA 280 | 1 | Winkelverschraubung | Angle coupling | Raccord de angle | EVW 12 S |
| 6 | EA 195 | 2 | T–Verschraubung | T–coupling | Raccord–T | T 12 S |
| 7 | EH1114 | 2 | Druckschlauch (STZY) | Hose (STZY) | Flexible (STZY) | NW 8x2300 |
| 7 | EH6149 | 2 | Druckschlauch (STZS) | Hose (STZS) | Flexible (STZS) | NW 8x2100 |
| 8 | HLR10239 | 1 | Druckleitung | Pipe | Tuyau | D 12 |
| 9 | HLR10240 | 1 | Druckleitung | Pipe | Tuyau | D 12 |
| 10 | HLR10269 | 1 | Druckleitung (7–fach) | Pipe (7–sections) | Tuyau (7–elements) | D 12 |
| 10 | HLR10241 | 1 | Druckleitung (5–fach) | Pipe (5–sections) | Tuyau (5–elements) | D 12 |
| 11 | HLR10268 | 1 | Druckleitung (7–fach) | Pipe (7–sections) | Tuyau (7–elements) | D 12 |
| 11 | HLR10242 | 1 | Druckleitung (5–fach) | Pipe (5–sections) | Tuyau (5–elements) | D 12 |
| 12 | HLR10244 | 1 | Druckleitung | Pipe | Tuyau | D 12 |
| 13 | HLR10243 | 1 | Druckleitung | Pipe | Tuyau | D 12 |
| 14 | HLR10246 | 1 | Druckleitung | Pipe | Tuyau | D 12 |
| 15 | HLR10245 | 1 | Druckleitung | Pipe | Tuyau | D 12 |

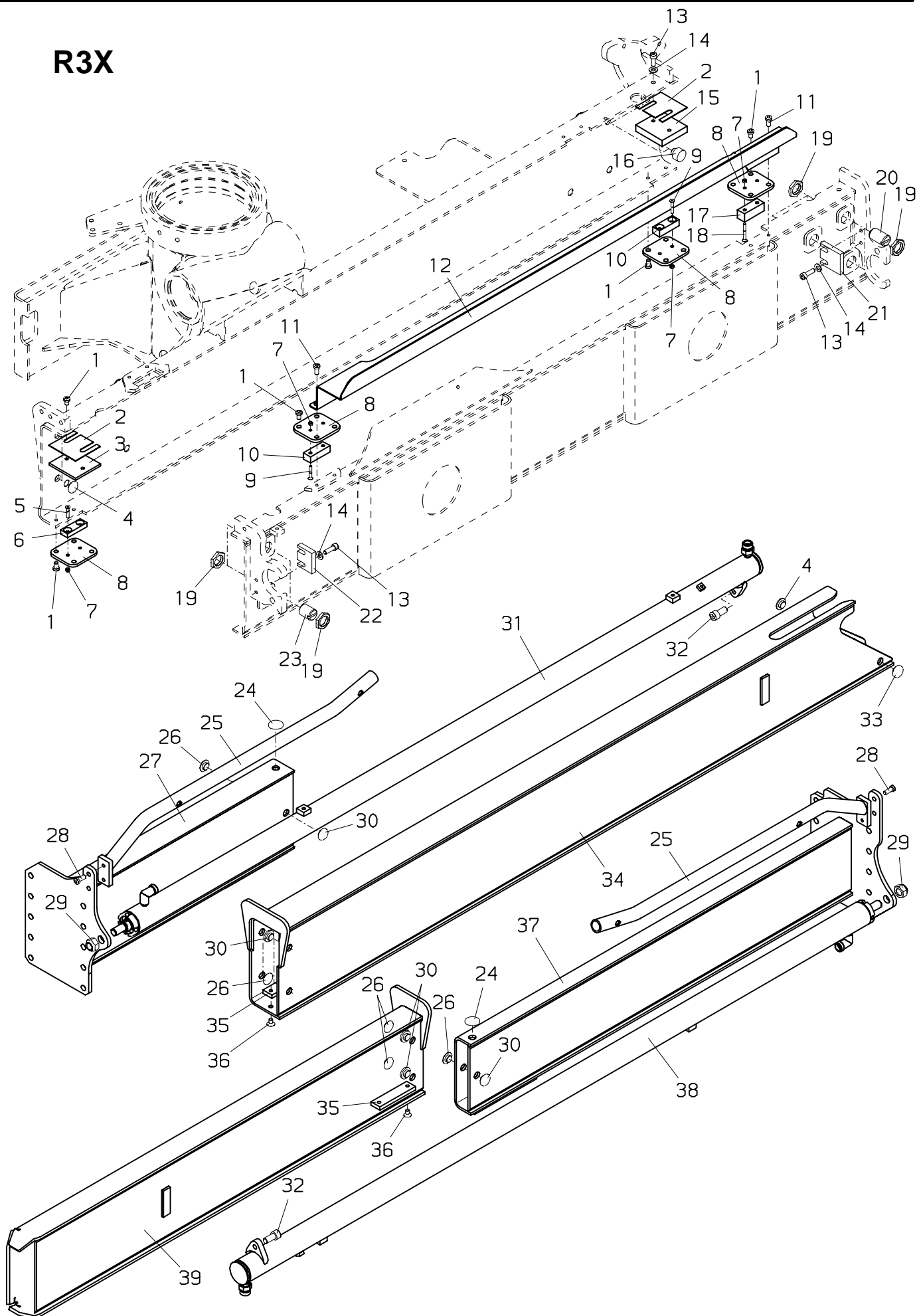
010.0900

09/2006

PALFINGER CRANE

PK 4501,5001

R3X



PALFINGER**PK 4501,5001****Ausleger-R3X
Extension box-R3X
Extension-R3X****010.0900**

09/2006

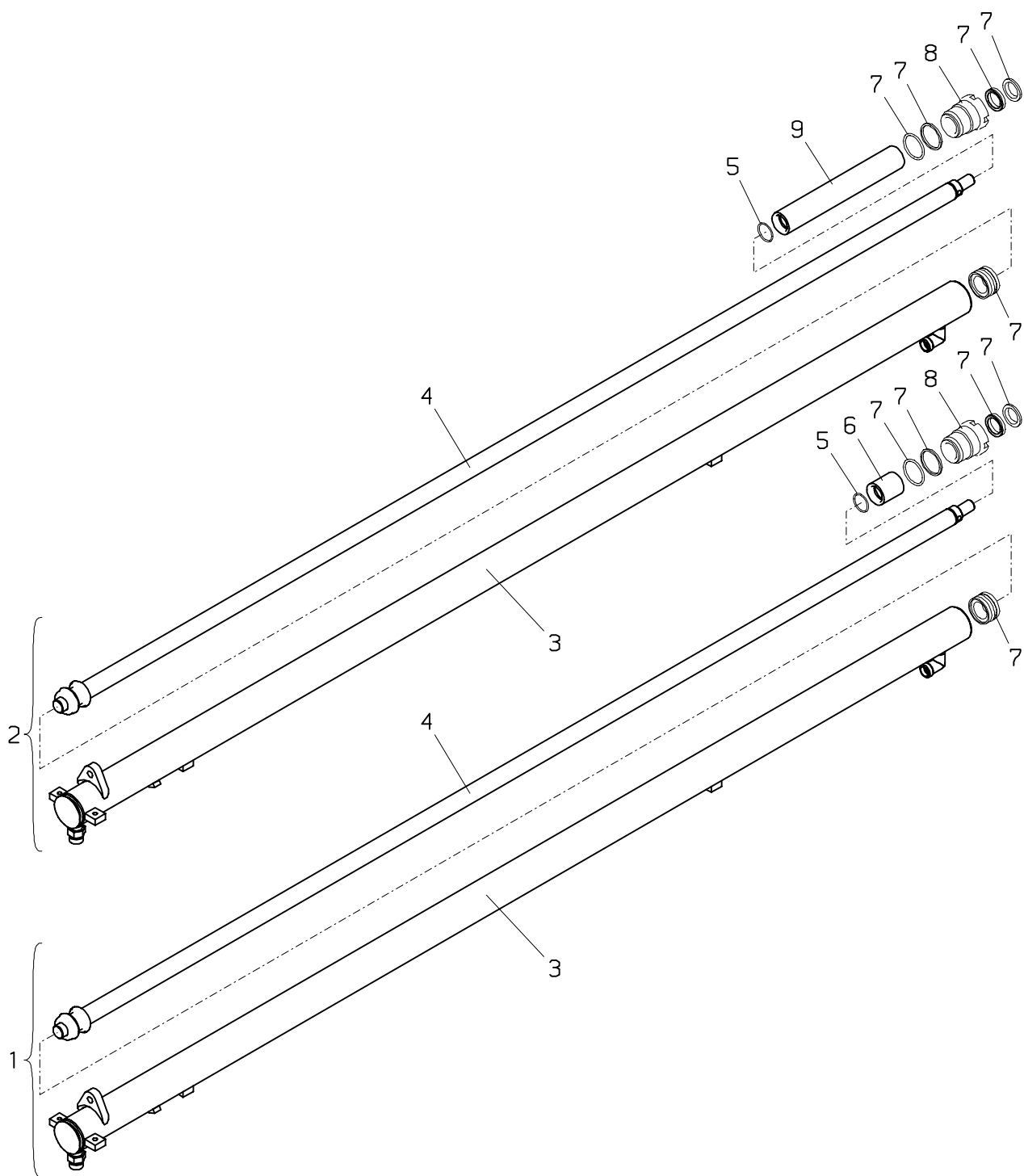
| Nr. No. No. | Ersatzteil Nr. Sparepart no. No Piece de rechange | Stk. Qty. Nbre. | Teilebezeichnung | Description | Nomenclature | Abmessung Dimension Dimension |
|-------------------|--|-----------------------|-------------------------------------|----------------------------------|---------------------------------------|-------------------------------------|
| 1 | ES 858 | 14 | Schraube | Screw | Vis | M 8x10 DIN 912 |
| 2 | HTR1529 | | Beilageplatte | Shim plate | Plaque | 1 mm |
| 3 | HTR1427 | 1 | Beilageplatte | Shim plate | Plaque | 5 mm |
| 4 | HF 050 | 3 | Führung | Guide | Guidage | 3 mm |
| 5 | ES 200 | 2 | Schraube | Screw | Vis | M 5x25 DIN 7991 |
| 6 | HTR1538 | 1 | Gleitpaket | Guide block | Patin de guidage | 10 mm |
| 7 | EM 040 | 8 | Mutter | Nut | Ecrou | M 5 DIN 985 |
| 8 | HTR3431 | 4 | Befestigungsplatte | Bracket plate | Plaque de fixation | |
| 9 | ES 212 | 4 | Senkschraube | Screw | Vis | M 5x30 DIN 7991 |
| 10 | HTR3368 | 2 | Gleitpaket | Guide block | Patin de guidage | 15 mm |
| 11 | ES 374 | 4 | Schraube | Screw | Vis | M 8x12 DIN 912 |
| 12 | HA6373 | 1 | Schlauchwanne | Hose guide | Guide de flexible | |
| 13 | ES 265 | 6 | Schraube | Screw | Vis | M 8x20 DIN 912 |
| 14 | EK 003 | 6 | Scheibe | Washer | Rondelle | D 8 DIN 125 |
| 15 | HTR3595 | 1 | Beilageplatte | Shim plate | Plaque | 15 mm |
| 16 | HF 281 | 3 | Führung | Guide | Guidage | 13.5 mm |
| 17 | HTR3784 | 1 | Gleitpaket | Guide block | Patin de guidage | 20 mm |
| 18 | ES 582 | 2 | Schraube | Screw | Vis | M 5x40 DIN 7991 |
| 19 | EM 180 | 10 | Mutter | Nut | Ecrou | M 24x1.5 |
| 20 | HIG 428 | 3 | Führung | Guide | Guidage | l=40 mm |
| 21 | HTR3551 | 1 | Führungsstück | Guide piece | Piece de guidage | 10 mm |
| 22 | HTR3550 | 1 | Führungsstück | Guide piece | Piece de guidage | 10 mm |
| 23 | HIG 653 | 2 | Führung | Guide | Guidage | l=28 mm |
| 24 | HF 575 | 2 | Führung | Guide | Guidage | 2 mm |
| 24 | HF 608 | 2 | Führung | Guide | Guidage | 1,5 mm |
| 25 | HXE1764 | 2 | Bügel | Stirrup | Etrier | |
| 26 | HF 047 | 6 | Führung | Guide | Guidage | 2 mm |
| 27 | S104A31-A | 1 | Ausleger-R3X | Extension box-R3X | Extension-R3X | |
| 28 | ES 308 | 4 | Schraube | Screw | Vis | M 8x20 DIN 7984 |
| 29 | EM 031 | 2 | Mutter | Nut | Ecrou | M 16 DIN 985 |
| 30 | HF 108 | 6 | Führung | Guide | Guidage | 4 mm |
| 31 | UP1419 | 1 | Ausfahrzylinder (Seite 010.1000) | Extension ram (page 010.1000) | Verin de extension (page 010.1000) | |
| 32 | ES 041 | 2 | Schraube | Screw | Vis | M 12x25 DIN 912 |
| 33 | HF 795 | 1 | Führung | Guide | Guidage | 6 mm |
| 34 | S104A30-A | 1 | Ausleger-R3X | Extension box-R3X | Extension-R3X | |
| 35 | HTR4024 | 2 | Anschlagleiste | Striker bar | Barre de butee | |
| 36 | ES 123 | 4 | Senkschraube | Screw | Vis | M 8x12 DIN 7991 |
| 37 | S104A33-A | 1 | Ausleger-R3X | Extension box-R3X | Extension-R3X | |
| 38 | UP1420 | 1 | Ausfahrzylinder (Seite 010.1000) | Extension ram (page 010.1000) | Verin de extension (page 010.1000) | |
| 39 | S104A32-A | 1 | Ausleger-R3X | Extension box-R3X | Extension-R3X | |

010.1000

09/2006

PALFINGER CRANE

PK 4501,5001



PALFINGER**PK 4501,5001****Ausfahrzylinder-R3X
Extension cylinder-R3X
Verin de extension-R3X****010.1000**

09/2006

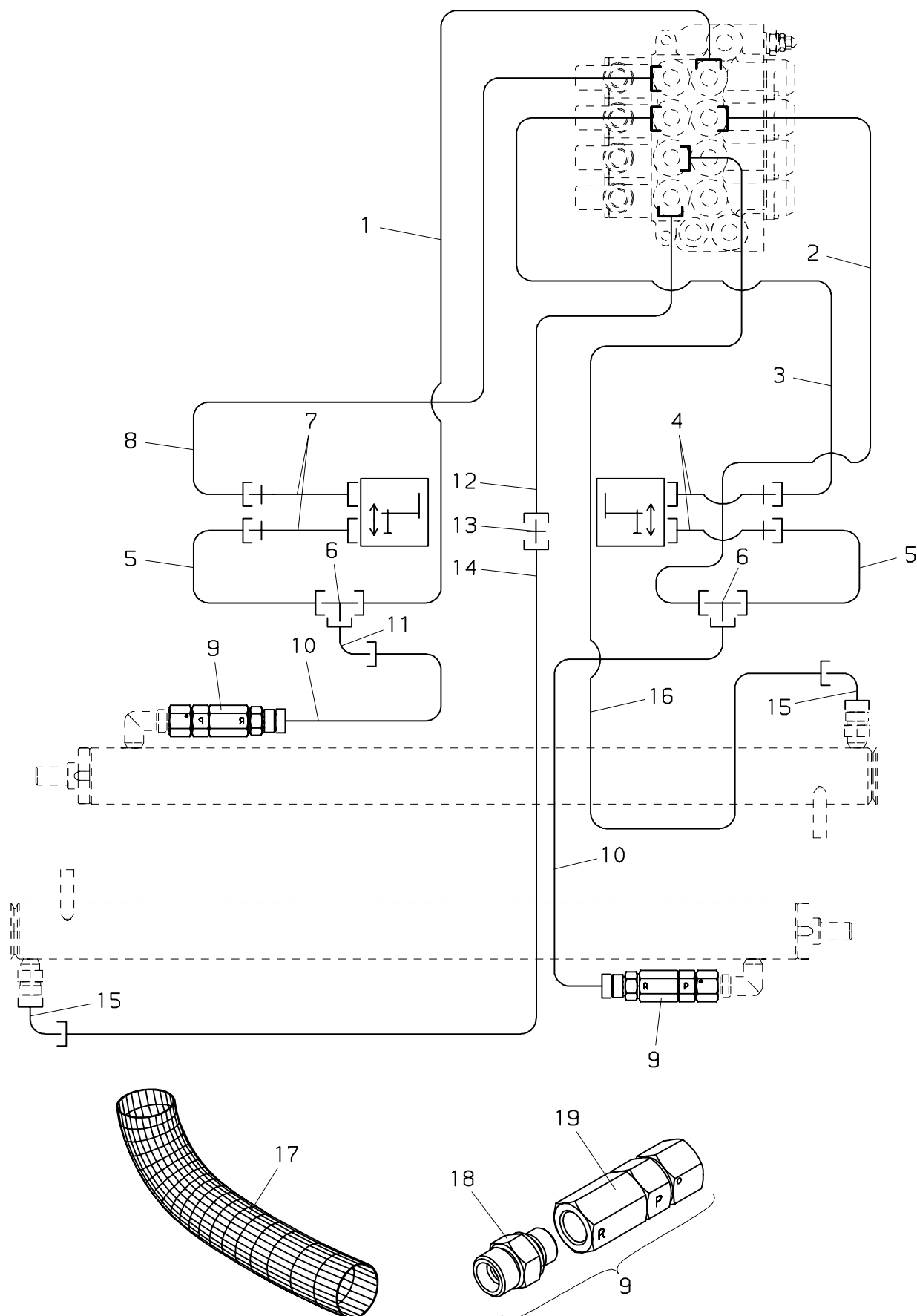
| Nr. No. No. | Ersatzteil Nr. Sparepart no. No Piece de rechange | Stk. Qty. Nbre. | Teilebezeichnung | Description | Nomenclature | Abmessung Dimension Dimension |
|-------------------|--|-----------------------|------------------|-----------------|----------------------|-------------------------------------|
| 1 | UP1419 | 1 | Ausfahrzylinder | Extension ram | Verin de extension | D 25x2 |
| 2 | UP1420 | 1 | Ausfahrzylinder | Extension ram | Verin de extension | |
| 3 | HY1280 | 2 | Zylinderrohr | Cylinder tube | Cylindre | |
| 4 | HSK1166 | 2 | Kolbenstange | Piston rod | Tige de piston | |
| 5 | EO 108 | 2 | O-Ring | O-seal | Bague torique | |
| 6 | HBS2692 | 1 | Distanzbüchse | Distance washer | Douille d'ecartement | |
| 7 | TD 526 | 2 | Dichtsatz | Seal kit | Pochette de joints | |
| 8 | HV 437 | 2 | Zylindermutter | Cylinder nut | Ecrou de verin | |
| 9 | HBS2693 | 1 | Distanzbüchse | Distance washer | Douille d'ecartement | |

010.1100

11/2007

PALFINGER CRANE

PK 4501,5001



PALFINGER**PK 4501,5001**
Verrohrung–R3X
Pipes–R3X
Tuyauteries–R3X
010.1100

11/2007

| Nr. No. No. | Ersatzteil Nr. Sparepart no. No Piece de rechange | Stk. Qty. Nbre. | Teilebezeichnung | Description | Nomenclature | Abmessung Dimension Dimension |
|-------------------|--|-----------------------|------------------------------|---------------------------|-------------------------------|-------------------------------------|
| 1 | HLR 8947 | 1 | Druckleitung | Pipe | Tuyau | D 12 |
| 2 | HLR 8948 | 1 | Druckleitung | Pipe | Tuyau | D 12 |
| 3 | HLR 8950 | 1 | Druckleitung | Pipe | Tuyau | D 12 |
| 4 | EH1114 | 2 | Druckschlauch (STZY) | Hose (STZY) | Flexible (STZY) | NW 8x2300 |
| 4 | EH6149 | 2 | Druckschlauch (STZS) | Hose (STZS) | Flexible (STZS) | NW 8x2100 |
| 5 | HLR 8951 | 2 | Druckleitung | Pipe | Tuyau | D 12 |
| 6 | EA 195 | 2 | T–Verschraubung | T–coupling | Raccord–T | T 12 S |
| 7 | EH 337 | 2 | Druckschlauch (STZY) | Hose (STZY) | Flexible (STZY) | NW 8x2500 |
| 7 | EH 679 | 2 | Druckschlauch (STZS) | Hose (STZS) | Flexible (STZS) | NW 8x2300 |
| 8 | HLR 8949 | 1 | Druckleitung | Pipe | Tuyau | D 12 |
| 9 | UV423 | 2 | Vorspannventil, kpl. | Pretension valve, cpl. | Soupape pre–tension, cplt. | 80 bar |
| 10 | EH1850 | 2 | Druckschlauch | Hose | Flexible | NW 8x400 |
| 11 | EA 280 | 1 | Winkelverschraubung (R3X) | Angle coupling (R3X) | Raccord de angle (R3X) | EVW 12 S |
| 12 | HLR 8945 | 1 | Druckleitung | Pipe | Tuyau | D 12 |
| 13 | EA 204 | 1 | Verschraubung | Adaptor | Raccord | G 12 S |
| 14 | HLR 8946 | 1 | Druckleitung | Pipe | Tuyau | D 12 |
| 15 | EA 280 | 2 | Winkelverschraubung | Angle coupling | Raccord de angle | EVW 12 S |
| 16 | HLR 8944 | 1 | Druckleitung | Pipe | Tuyau | D 12 |
| 17 | EH 771 | 2 | Schutzschlauch | Protection hose | Tuyau de protection | D 50x2000 |
| 18 | EA 039 | 1 | Verschraubung | Adaptor | Raccord | GE 12 SR 3/8"ED |
| 19 | EV4107/080 | 1 | Vorspannventil | Pretension valve | Soupape pre–tension | |

010.1200

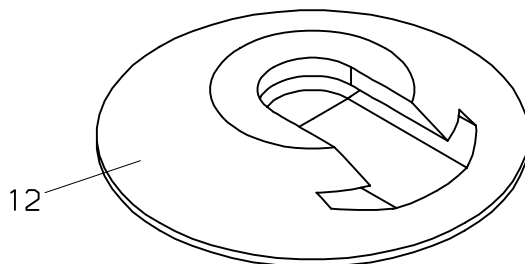
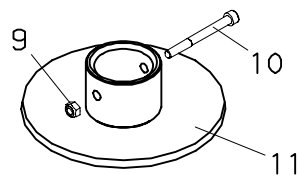
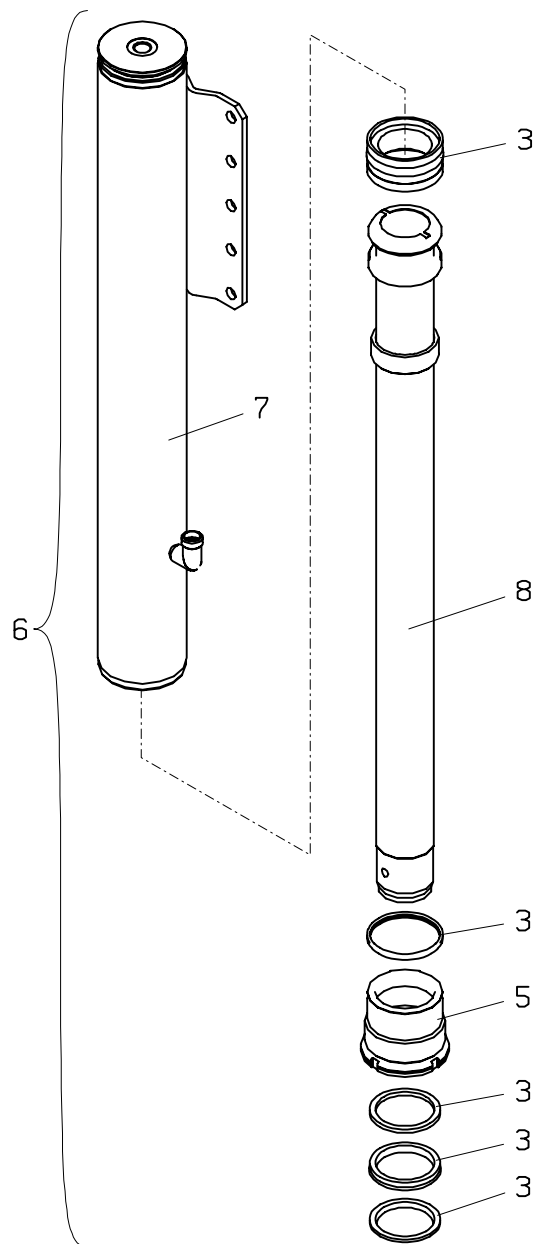
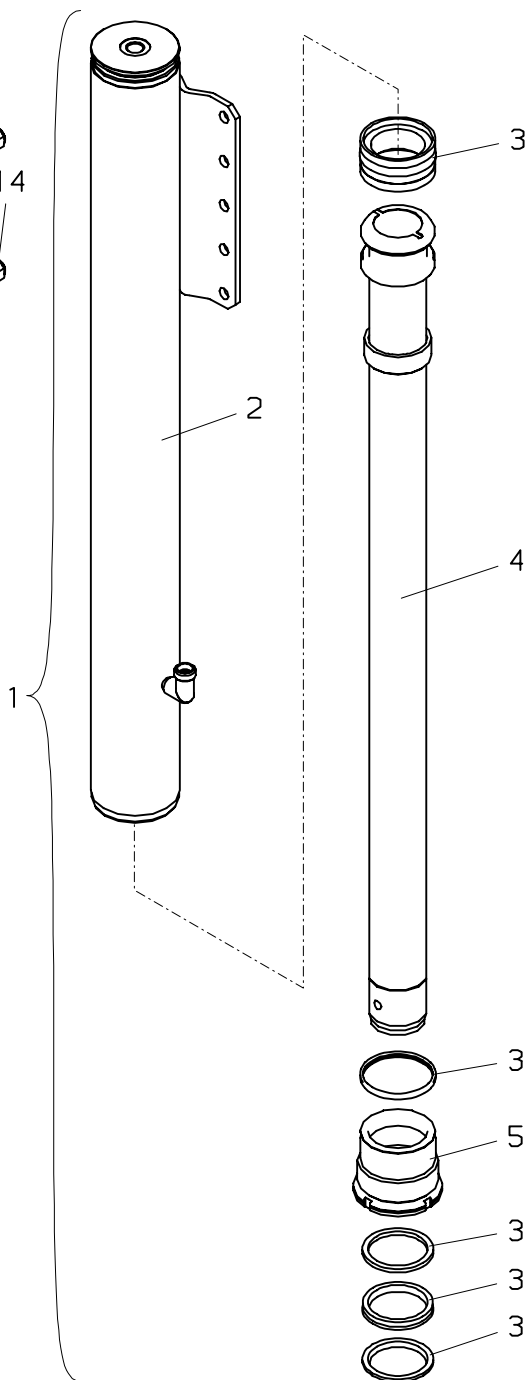
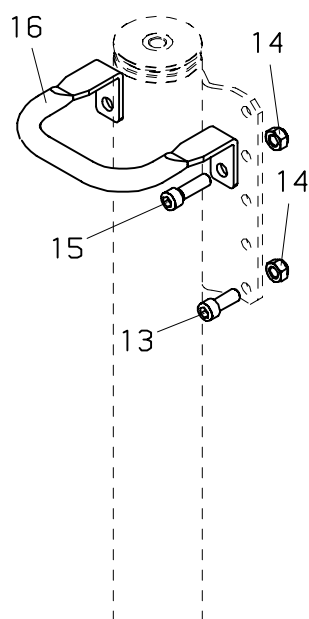
09/2006

PALFINGER CRANE

PK 4501,5001

(—>0721245)

(0721246—>)



PALFINGER**PK 4501,5001****Abstützzylinder–STZS
Stabilizer ram–STZS
Verin de stabilisat.–STZS****010.1200**

09/2006

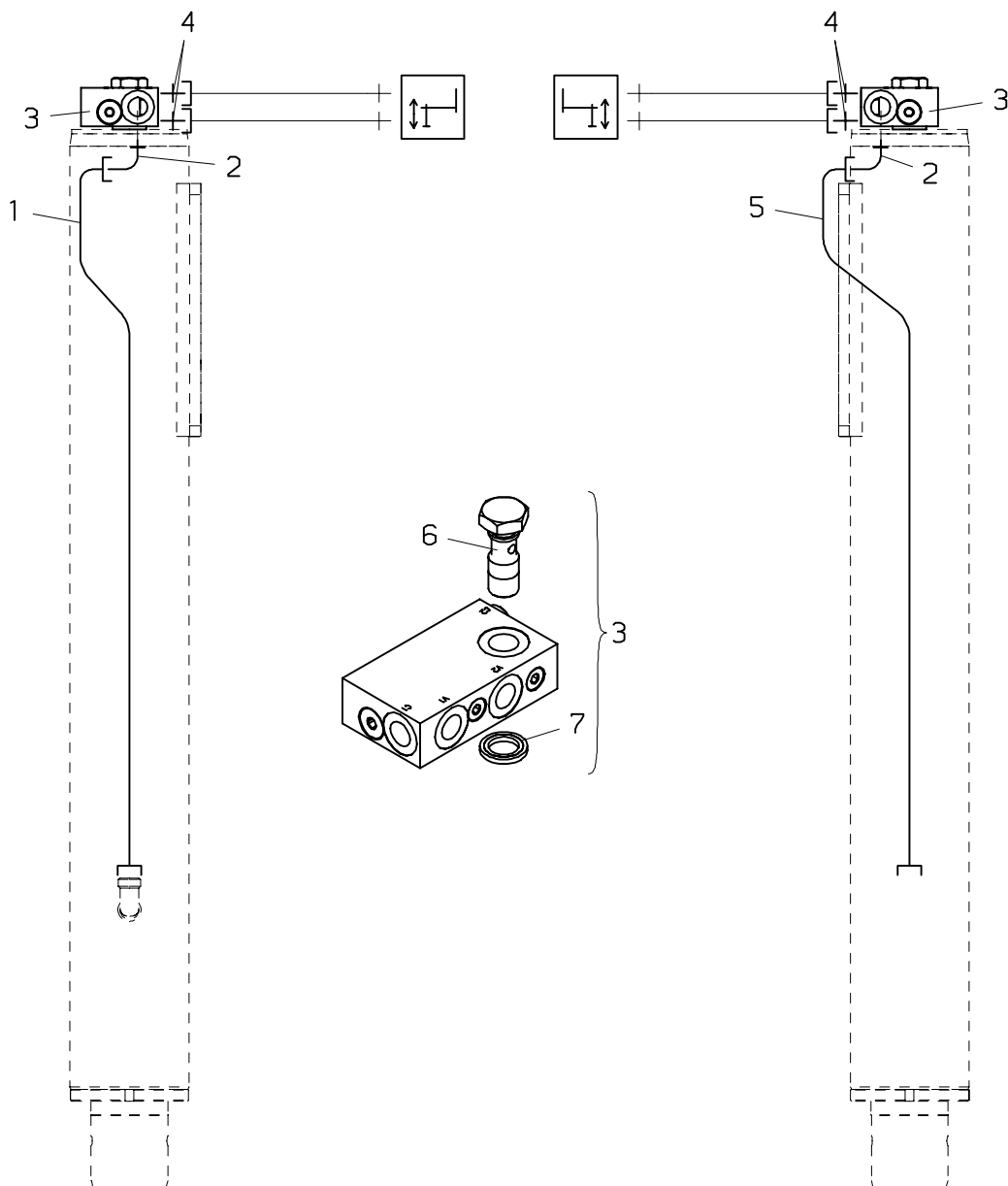
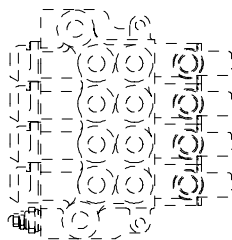
| Nr. No. No. | Ersatzteil Nr. Sparepart no. No Piece de rechange | Stk. Qty. Nbre. | Teilebezeichnung | Description | Nomenclature | Abmessung Dimension Dimension |
|-------------------|--|-----------------------|------------------|------------------|----------------------|---|
| 1 | UP1536 | 1 | Abstützzylinder | Stabilizer ram | Verin de stabilisat. | l=917–1545 mm |
| 2 | HY1409 | 1 | Zylinderrohr | Cylinder tube | Cylindre | |
| 3 | TD 572 | 1 | Dichtsatz | Seal kit | Pochette de joints | |
| 4 | HSK1267 | 1 | Kolbenstange | Piston rod | Tige de piston | |
| 5 | HV 372 | 1 | Zylindermutter | Cylinder nut | Ecrou de verin | |
| 6 | UP1706 | 1 | Abstützzylinder | Stabilizer ram | Verin de stabilisat. | l=767–1395 mm |
| 7 | HY1494 | 1 | Zylinderrohr | Cylinder tube | Cylindre | |
| 8 | HSK1342 | 1 | Kolbenstange | Piston rod | Tige de piston | |
| 9 | EM 026 | 1 | Mutter | Nut | Ecrou | |
| 10 | ES1159 | 1 | Schraube | Screw | Vis | |
| 11 | HXE 005 | 1 | Stützteller | Stabilizer plate | Plaque de stab. | D 400 M 12x30 DIN 912 M 12 DIN 985 M 12x40 DIN 912 |
| 12 | EZ 872 | 1 | Unterlage | Distance plate | Distance de metal | |
| 13 | ES 014 | 8 | Schraube | Screw | Vis | |
| 14 | EM 023 | 10 | Mutter | Nut | Ecrou | |
| 15 | ES 043 | 2 | Schraube | Screw | Vis | |
| 16 | HAU 197 | 1 | Ausziehbügel | Stirrup | Etrier | |

010.1300

09/2006

PALFINGER CRANE

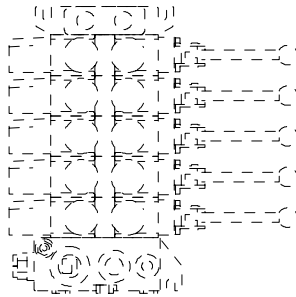
PK 4501,5001



PALFINGER**PK 4501,5001****Verrohrung–Abstützung STZS
Pipes–Support STZS
Tuyauteries–Support STZS****010.1300**

09/2006

| Nr. No. No. | Ersatzteil Nr. Sparepart no. No Piece de rechange | Stk. Qty. Nbre. | Teilebezeichnung | Description | Nomenclature | Abmessung Dimension Dimension |
|-------------------|--|-----------------------|--|--|--|-------------------------------------|
| 1 | HLR 8958 | 1 | Druckleitung (—>0721245) | Pipe (—>0721245) | Tuyau (—>0721245) | D 12 |
| 1 | HLR 9623 | 1 | Druckleitung (0721246—>) | Pipe (0721246—>) | Tuyau (0721246—>) | D 12 |
| 2 | EA1749 | 2 | Schwenkverschraubung | Banjo | Raccord tournant | WH 12S 3/8–O |
| 3 | EV4109A TD 264 | 2 | Rückschlagventil Dichtsatz (für EV4109A) | Check valve Seal kit (for EV4109A) | Soupape de retenue Pochette de joints (pour EV4109A) | |
| 4 | EA 039 | 4 | Verschraubung | Adaptor | Raccord | GE 12 SR 3/8"ED |
| 5 | HLR 8959 | 1 | Druckleitung (—>0721245) | Pipe (—>0721245) | Tuyau (—>0721245) | D 12 |
| 5 | HLR 9624 | 1 | Druckleitung (0721246—>) | Pipe (0721246—>) | Tuyau (0721246—>) | D 12 |
| 6 | EA1449 | 1 | Hohlschraube | Female screw | Vis creuse | KD 3/8" |
| 7 | ED 620 | 1 | Dichtkantring | Sealing ring | Rondelle de joint | |



PALFINGER**PK 4501,5001**
Verrohrung–Abstützung STZS
Pipes–Support STZS
Tuyauteries–Support STZS
010.1400

09/2006

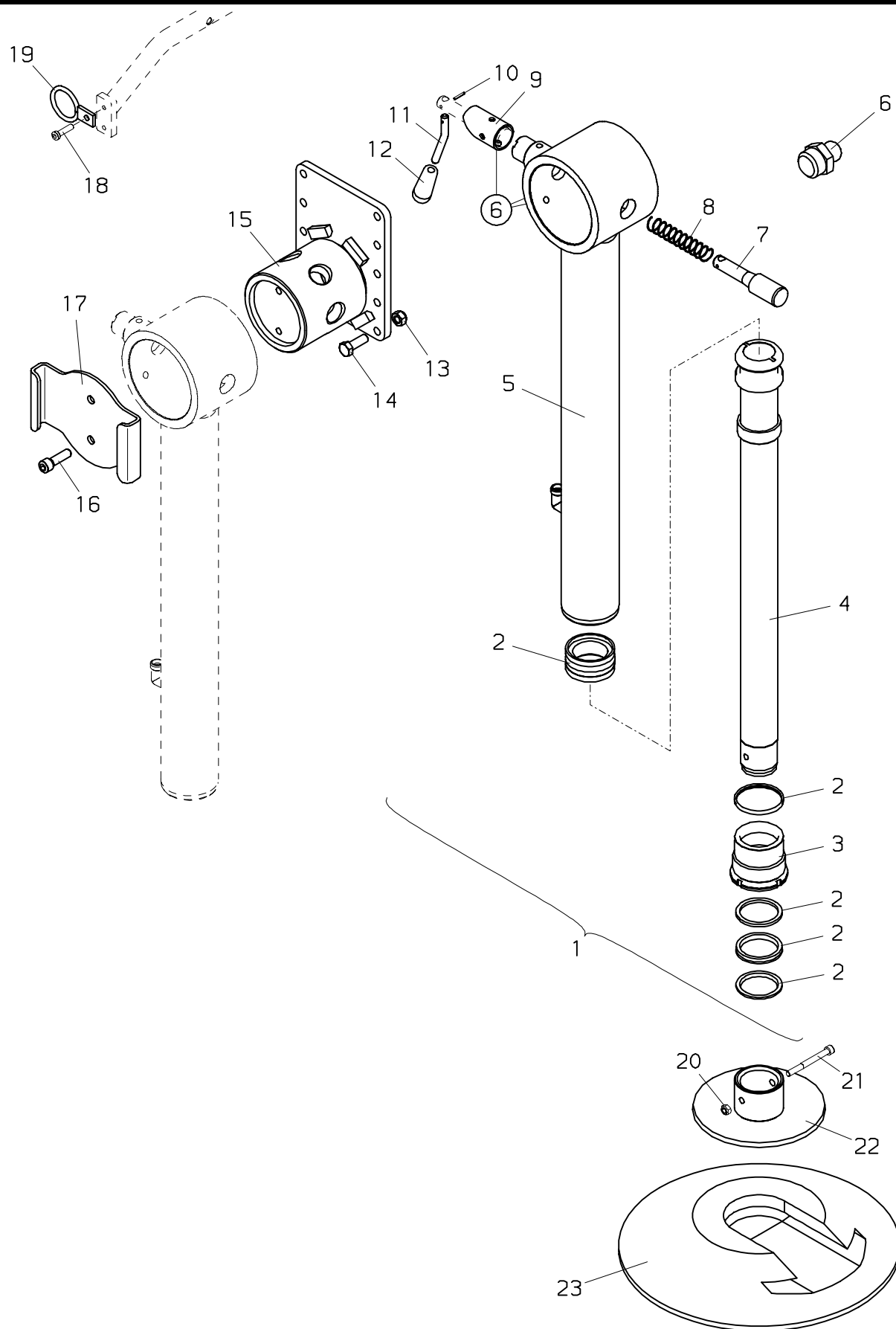
| Nr. No. No. | Ersatzteil Nr. Sparepart no. No Piece de rechange | Stk. Qty. Nbre. | Teilebezeichnung | Description | Nomenclature | Abmessung Dimension Dimension |
|-------------------|--|-----------------------|-----------------------------|---------------------------|--------------------------------------|-------------------------------------|
| 1 | HLR 8958 | 1 | Druckleitung (—>0721245) | Pipe (—>0721245) | Tuyau (—>0721245) | D 12 |
| 1 | HLR 9623 | 1 | Druckleitung (0721246—>) | Pipe (0721246—>) | Tuyau (0721246—>) | D 12 |
| 2 | EA1749 | 2 | Schwenkverschraubung | Banjo | Raccord tournant | WH 12S 3/8–O |
| 3 | EV4418A | 1 | Rückschlagventil | Non return valve | Soupape de retenue | GE 12 SR 3/8"ED |
| | TD 848 | | Dichtsatz (für EV4418) | Seal kit (for EV4418) | Pochette de joints (pour EV4418) | |
| | TD 264 | | Dichtsatz (für EV4418A) | Seal kit (for EV4418A) | Pochette de joints (pour EV4418A) | |
| 4 | EA 039 | 4 | Verschraubung | Adaptor | Raccord | |
| 5 | EV4110A | 1 | Rückschlagventil | Non return valve | Soupape de retenue | KD 3/8" |
| | TD 848 | | Dichtsatz (für EV4110) | Seal kit (for EV4110) | Pochette de joints (pour EV4110) | |
| | TD 264 | | Dichtsatz (für EV4110A) | Seal kit (for EV4110A) | Pochette de joints (pour EV4110A) | |
| | | | | | | |
| 6 | HLR 8959 | 1 | Druckleitung (—>0721245) | Pipe (—>0721245) | Tuyau (—>0721245) | D 12 |
| 6 | HLR 9624 | 1 | Druckleitung (0721246—>) | Pipe (0721246—>) | Tuyau (0721246—>) | D 12 |
| 7 | EA1449 | 2 | Hohlschraube | Female screw | Vis creuse | KD 3/8" |
| 8 | ED 620 | 2 | Dichtkantring | Sealing ring | Rondelle de joint | |

010.1500

09/2006

PALFINGER CRANE

PK 4501,5001



PALFINGER**PK 4501,5001****Abstützzylinder–STZY
Stabilizer ram–STZY
Verin de stabilisat.–STZY****010.1500**

09/2006

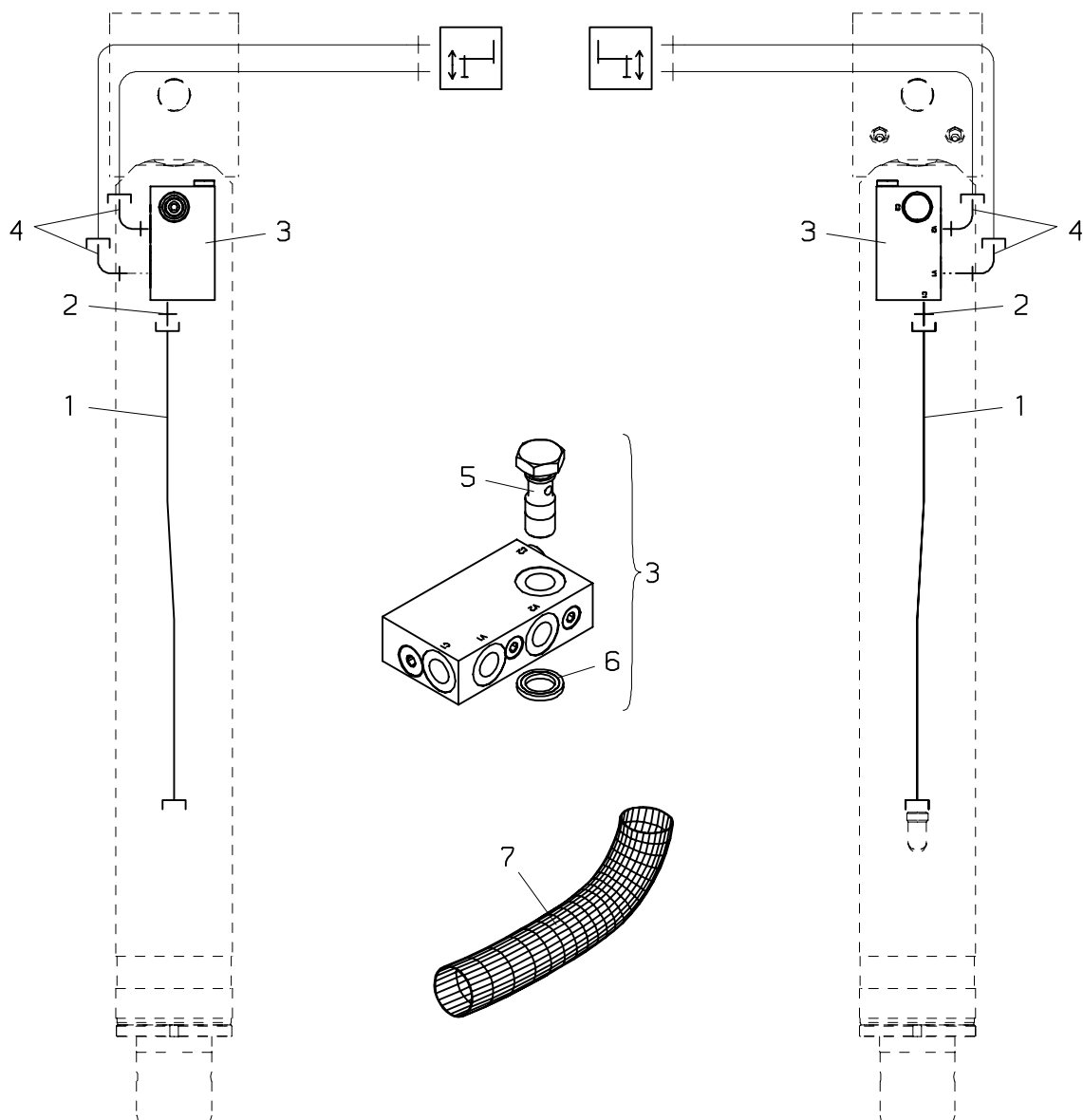
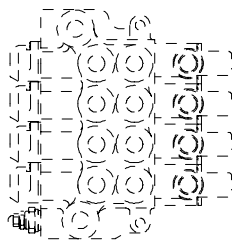
| Nr. No. No. | Ersatzteil Nr. Sparepart no. No Piece de rechange | Stk. Qty. Nbre. | Teilebezeichnung | Description | Nomenclature | Abmessung Dimension Dimension |
|-------------------|--|-----------------------|-------------------|------------------|----------------------|-------------------------------------|
| 1 | UP1551 | 1 | Abstützzylinder | Stabilizer ram | Verin de stabilisat. | |
| 2 | TD 572 | 1 | Dichtsatz | Seal kit | Pochette de joints | |
| 3 | HV 372 | 1 | Zylindermutter | Cylinder nut | Ecrou de verin | |
| 4 | HSK 369A | 1 | Kolbenstange | Piston rod | Tige de piston | |
| 5 | HY1414 | 1 | Zylinderrohr | Cylinder tube | Cylindre | |
| 6 | EA 005 | 3 | Schmiernippel | Grease nipple | Graisseur | M 10x1 DIN71412 |
| 7 | HI2738 | 1 | Bolzen | Pin | Axe | |
| 8 | EF 061 | 1 | Druckfeder | Pressure spring | Ressort a pression | D 24,2,5x60 |
| 9 | HX 463 | 1 | Schnapperbüchse | Bush | Bague | |
| 10 | EQ 299 | 1 | Spannhülse | Adapter sleeve | Douille de serrage | D 4x18 DIN 1481 |
| 11 | HA6490 | 1 | Bolzen | Pin | Axe | |
| 12 | EZ 253 | 1 | Handgriff,schwarz | Handle,black | Poignee,noir | |
| 13 | EM 023 | 10 | Mutter | Nut | Ecrou | M 12 DIN 985 |
| 14 | ES 022 | 10 | Schraube | Screw | Vis | M 12x35 DIN 933 |
| 15 | HXE1711 | 1 | Stützenlager | Cylinder support | Support de verin | |
| 16 | ES1181 | 2 | Schraube | Screw | Vis | M 12x40 DIN 912 |
| 17 | HA6446 | 1 | Ausziehbügel | Stirrup | Etrier | |
| 18 | ES 275 | 1 | Schraube | Screw | Vis | M 8x30 DIN 7984 |
| 19 | HXE1875 | 1 | Schlauchführung | Hose guide | Guidage de flexible | |
| 20 | EM 026 | 1 | Mutter | Nut | Ecrou | M 8 DIN 985 |
| 21 | ES1159 | 1 | Schraube | Screw | Vis | M 8x80 DIN 912 |
| 22 | HXE 005 | 1 | Stützteller | Stabilizer plate | Plaque de stab. | |
| 23 | EZ 872 | 1 | Unterlage | Distance plate | Distance de metal | D 400 |

010.1600

09/2006

PALFINGER CRANE

PK 4501,5001



PALFINGER**PK 4501,5001****Verrohrung–Abstützung STZY
Pipes–Support STZY
Tuyauteries–Support STZY****010.1600**

09/2006

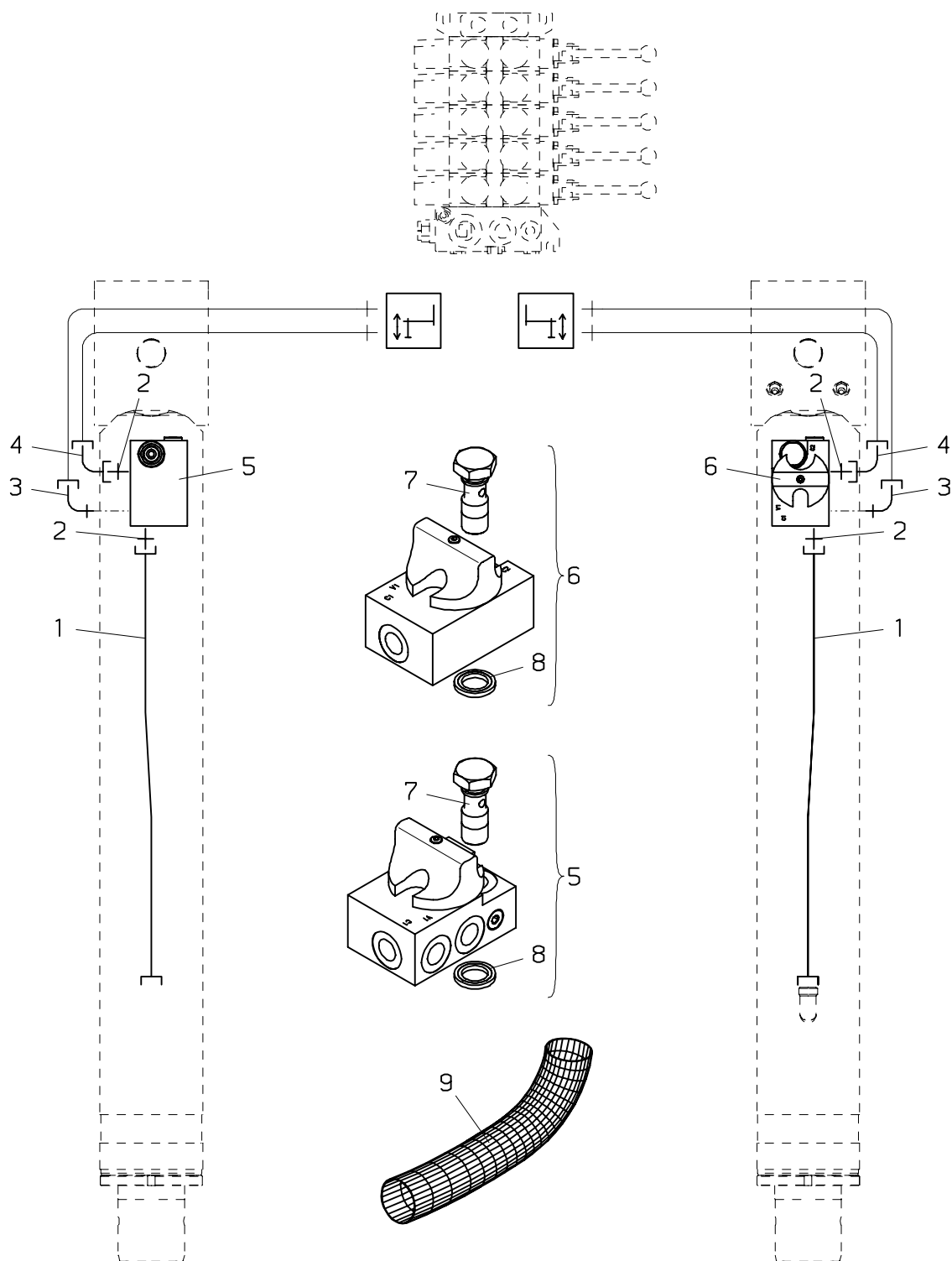
| Nr. No. No. | Ersatzteil Nr. Sparepart no. No Piece de rechange | Stk. Qty. Nbre. | Teilebezeichnung | Description | Nomenclature | Abmessung Dimension Dimension |
|-------------------|--|-----------------------|---|--|--|-------------------------------------|
| 1 | HLR 9013 | 2 | Druckleitung | Pipe | Tuyau | D 12 |
| 2 | EA 039 | 2 | Verschraubung | Adaptor | Raccord | GE 12 SR 3/8"ED |
| 3 | EV4109A TD 264 | 2 | Rückschlagventil Dichsatz (für EV4109A) | Check valve Seal kit (for EV4109A) | Soupape de retenue Pochette de joints (pour EV4109A) | |
| 4 | EA1749 | 4 | Schwenkverschraubung | Banjo | Raccord tournant | WH 12S 3/8–O |
| 5 | EA1449 | 1 | Hohlschraube | Female screw | Vis creuse | |
| 6 | ED 620 | 1 | Dichtkantring | Sealing ring | Rondelle de joint | KD 3/8" |
| 7 | EH1942 | 2 | Schutzschlauch | Protection hose | Tuyau de protection | D 50x900 |

010.1700

09/2006

PALFINGER CRANE

PK 4501,5001



PALFINGER**PK 4501,5001****Verrohrung–Abstützung STZY
Pipes–Support STZY
Tuyautes–Support STZY****010.1700**

09/2006

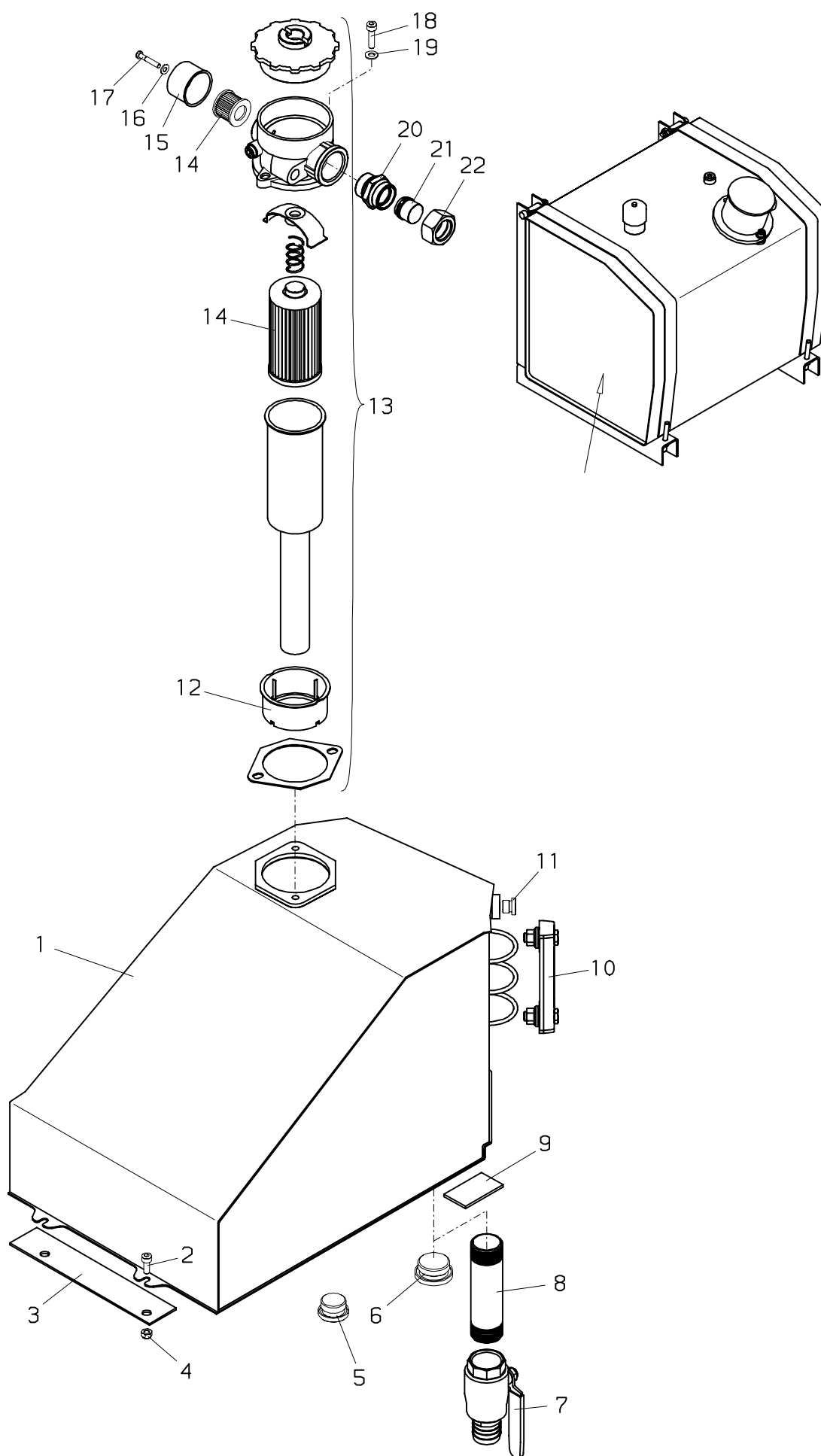
| Nr. No. No. | Ersatzteil Nr. Sparepart no. No Piece de rechange | Stk. Qty. Nbres. | Teilebezeichnung | Description | Nomenclature | Abmessung Dimension Dimension |
|-------------------|--|------------------------|----------------------------|---------------------------|--------------------------------------|-------------------------------------|
| 1 | HLR 8960 | 2 | Druckleitung | Pipe | Tuyau | D 12 |
| 2 | EA 039 | 4 | Verschraubung | Adaptor | Raccord | GE 12 SR 3/8"ED |
| 3 | EA1749 | 2 | Schwenkverschraubung | Banjo | Raccord tournant | WH 12S 3/8–O |
| 4 | EA 280 | 2 | Winkelverschraubung | Angle coupling | Raccord de angle | EVW 12 S |
| 5 | EV4418A | 1 | Rückschlagventil | Non return valve | Soupape de retenue | |
| | TD 848 | | Dichtsatz (für EV4418) | Seal kit (for EV4418) | Pochette de joints (pour EV4418) | |
| | TD 264 | | Dichtsatz (für EV4418A) | Seal kit (for EV4418A) | Pochette de joints (pour EV4418A) | |
| 6 | EV4110A | 1 | Rückschlagventil | Non return valve | Soupape de retenue | |
| | TD 848 | | Dichtsatz (für EV4110) | Seal kit (for EV4110) | Pochette de joints (pour EV4110) | |
| | TD 264 | | Dichtsatz (für EV4110A) | Seal kit (for EV4110A) | Pochette de joints (pour EV4110A) | |
| 7 | EA1449 | 2 | Hohlschraube | Female screw | Vis creuse | |
| 8 | ED 620 | 2 | Dichtkantring | Sealing ring | Rondelle de joint | KD 3/8" |
| 9 | EH1942 | 2 | Schutzschlauch | Protection hose | Tuyau de protection | D 50x900 |

010.1800

09/2006

PALFINGER CRANE

PK 4501,5001



PALFINGER**PK 4501,5001**

Öltank,kpl.(50l)
Oil tank,cpl.(50l)
Reservoir a huile,cplt.(50l)

010.1800

09/2006

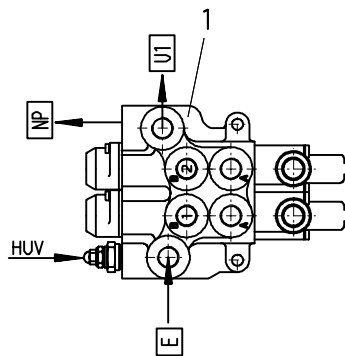
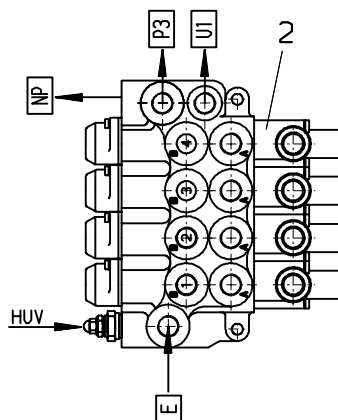
| Nr. No. No. | Ersatzteil Nr. Sparepart no. No Piece de rechange | Stk. Qty. Nbre. | Teilebezeichnung | Description | Nomenclature | Abmessung Dimension Dimension |
|-------------------|--|-----------------------|---|--|--|-------------------------------------|
| | UT084 | 1 | Öltank,kpl. | Oil tank,cpl. | Reservoir a huile, cplt. | 50 l |
| 1 | UT084-01 | 1 | Öltank | Oil tank | Reservoir a huile | 50 l |
| 2 | ES 265 | 2 | Schraube | Screw | Vis | M 8x20 DIN 912 |
| 3 | HTR 748 | 1 | Gummiunterlage | Rubber mat | Plaque de gomme | |
| 4 | EM 026 | 2 | Mutter | Nut | Ecrou | M 8 DIN 985 |
| 5 | EA 369 | 1 | Verschlußschraube | Looking screw | Boucon m filete | vsti R 1/1" |
| 6 | EA1207 | 1 | Verschlußschraube | Looking screw | Boucon m filete | VSTI R 5/4"-ED |
| 7 | EA1512 | 1 | Absperrhahn | Stop-cock | Robinet d'arret | G 5/4" |
| 8 | EA 163 | 1 | Doppelnippel | Nipple | Nipple | R 5/4" |
| 9 | HTR 750 | 2 | Gummiunterlage | Rubber mat | Plaque de gomme | |
| 10 | EA 027 | 1 | Ölstandanzeiger | Oil gauge glass | Indicateur de niveau d' huile | |
| 11 | EA 442 | 1 | Verschlußschraube | Looking screw | Boucon m filete | vsti R 3/8" |
| 12 | EA1688 | 1 | Hülse | Sleeve | Douille | |
| 13 | EA1411 | 1 | Rücklaufilter (+14) | Return filter (+14) | Filtre de recul (+14) | |
| | TD 519 | | Dichtsatz (für EA1411) | Seal kit (for EA1411) | Pochette de joints (pour EA1411) | |
| 14 | EA1412 BZ204S | 1 | Filtereinsatz Filtereinsatz, kpl. (Seite 100.0100) | Filter element Filter element, cpl. (page 100.0100) | Cartouche de filtre Cartouche de filtre, cplt (page 100.0100) | 80 l/min |
| 15 | EZ1308 | 1 | Schutzkappe | Protecting cap | Coiffe protectrice | |
| 16 | EK 043 | 1 | Scheibe | Washer | Rondelle | D 6,4 DIN 134 |
| 17 | ES 080 | 1 | Schraube | Screw | Vis | M 6x35 DIN 6912 |
| 18 | ES 011 | 2 | Schraube | Screw | Vis | M 8x30 DIN 912 |
| 19 | EK 003 | 2 | Scheibe | Washer | Rondelle | D 8 DIN 125 |
| 20 | EA1514 | 1 | Verschraubung | Adaptor | Raccord | GE 18-LR 1/1-ed |
| 21 | EA 344 | 1 | Verschlußbutzen | Locking bolt | Boulon de fermeture | BUZ 18 L |
| 22 | EA 238 | 1 | Überwurfmutter | Nut | Ecrou | M 18 L |

020.0100

09/2006

PALFINGER CRANE

PK 4501,5001

**R1,R2
RSQ 240 RC****R3X
RSQ 240 RC****R1,R2(RSQ 240 RC)****R3X(RSQ 240 RC)**

KSC00234A / EV-4410

| | Ventil Valve Soupape | Druck/bar Pressure/bar Pression/bar | Verschraubung Adaptor Raccord | Drossel Restrictor Etranglement | Hebel Leve Lever | Element Element Element |
|-----|----------------------------|---|-------------------------------------|---------------------------------------|------------------------|-------------------------------|
| HUV | EV-990 | 160 | | | | |
| P | E | | EA-039 | | | |
| T | U1 | | HLA-376 | | | |
| | NP | | EA-746 | | | |
| 1 | A | ---- | EA-039 | - | | |
| | B | ---- | EA-039 | - | | |
| 2 | A | ---- | EA-039 | - | | |
| | B | ---- | EA-039 | - | | |

KSC00235A / EV-4411

| | Ventil Valve Soupape | Druck/bar Pressure/bar Pression/bar | Verschraubung Adaptor Raccord | Drossel Restrictor Etranglement | Hebel Leve Lever | Element Element Element |
|-----|----------------------------|---|-------------------------------------|---------------------------------------|------------------------|-------------------------------|
| HUV | EV-990 | 160 | | | | |
| P | E | | EA-039 | | | |
| | P3 | | EA-746 | | | |
| T | U1 | | HLA-376 | | | |
| | NP | | EA-746 | | | |
| 1 | A | ---- | EA-039 | - | | |
| | B | ---- | EA-039 | - | | |
| 2 | A | ---- | EA-039 | - | | |
| | B | ---- | EA-039 | - | | |
| 3 | A | ---- | EA-039 | - | | |
| | B | ---- | EA-039 | - | | |
| 4 | A | ---- | EA-039 | - | | |
| | B | ---- | EA-039 | - | | |

R1,R2**R3X**

KSC00012A / EV-4410

| | Ventil Valve Soupape | Druck/bar Pressure/bar Pression/bar | Verschraubung Adaptor Raccord | Drossel Restrictor Etranglement | Hebel Leve Lever | Element Element Element |
|-----|----------------------------|---|-------------------------------------|---------------------------------------|------------------------|-------------------------------|
| HUV | EV-990 | 160 | | | | |
| P | E | | EA-769 | | | |
| T | U1 | | HLA-376 | | | |
| | NP | | EA-746 | | | |
| 1 | A | ---- | EA-039 | - | | |
| | B | ---- | EA-039 | - | | |
| 2 | A | ---- | EA-039 | - | | |
| | B | ---- | EA-039 | - | | |

KSC00013A / EV-4411

| | Ventil Valve Soupape | Druck/bar Pressure/bar Pression/bar | Verschraubung Adaptor Raccord | Drossel Restrictor Etranglement | Hebel Leve Lever | Element Element Element |
|-----|----------------------------|---|-------------------------------------|---------------------------------------|------------------------|-------------------------------|
| HUV | EV-990 | 160 | | | | |
| P | E | | EA-769 | | | |
| | P3 | | EA-746 | | | |
| T | U1 | | HLA-376 | | | |
| | NP | | EA-746 | | | |
| 1 | A | ---- | EA-039 | - | | |
| | B | ---- | EA-039 | - | | |
| 2 | A | ---- | EA-039 | - | | |
| | B | ---- | EA-039 | - | | |
| 3 | A | ---- | EA-039 | - | | |
| | B | ---- | EA-039 | - | | |
| 4 | A | ---- | EA-039 | - | | |
| | B | ---- | EA-039 | - | | |

PALFINGER**PK 4501,5001**
Steuerventil–Abstützung
Control valve–stabil.
Distribut. de commande–stabil.
020.0100

09/2006

| Nr. No. No. | Ersatzteil Nr. Sparepart no. No Piece de rechange | Stk. Qty. Nbre. | Teilebezeichnung | Description | Nomenclature | Abmessung Dimension Dimension |
|-------------------|--|-----------------------|---|---|---|-------------------------------------|
| 1 | KSC00012A | 1 | Steuerventilblock kpl.(2–fach) (R1,R2) | Control valve cpl.(2–sections) (R1,R2) | Bloc de commande cplt.(2–elements) (R1,R2) | |
| | EA 039 | | Verschraubung | Adaptor | Raccord | GE 12 SR 3/8"ED |
| | EA 746 | | Verschlußschraube | Looking screw | Boucon m filete | vsti M 18x1.5 |
| | EA 769 | | Verschraubung | Adaptor | Raccord | GE 16 SR 3/8–ed |
| | HLA 376 | | Verschraubung | Adaptor | Raccord | GE 18 L 3/8–ed |
| 1 | KSC00234A | 1 | Steuerventilblock (2–fach) (RSQ 240 RC) | Control valve (2–sections) (RSQ 240 RC) | Bloc de commande (2–elements) (RSQ 240 RC) | |
| | EA 039 | | Verschraubung | Adaptor | Raccord | GE 12 SR 3/8"ED |
| | EA 746 | | Verschlußschraube | Looking screw | Boucon m filete | vsti M 18x1.5 |
| | HLA 376 | | Verschraubung | Adaptor | Raccord | GE 18 L 3/8–ed |
| 2 | KSC00013A | 1 | Steuerventilblock kpl.(4–fach) (R3X) | Control valve cpl.(4–sections) (R3X) | Bloc de commande cplt.(4–elements) (R3X) | |
| | EA 039 | | Verschraubung | Adaptor | Raccord | GE 12 SR 3/8"ED |
| | EA 746 | | Verschlußschraube | Looking screw | Boucon m filete | vsti M 18x1.5 |
| | EA 769 | | Verschraubung | Adaptor | Raccord | GE 16 SR 3/8–ed |
| | HLA 376 | | Verschraubung | Adaptor | Raccord | GE 18 L 3/8–ed |
| 2 | KSC00235A | 1 | Steuerventilblock kpl.(4–fach) (RSQ 240 RC) | Control valve cpl.(4–sections) (RSQ 240 RC) | Bloc de commande cplt.(4–elements) (RSQ 240 RC) | |
| | EA 039 | | Verschraubung | Adaptor | Raccord | GE 12 SR 3/8"ED |
| | EA 746 | | Verschlußschraube | Looking screw | Boucon m filete | vsti M 18x1.5 |
| | HLA 376 | | Verschraubung | Adaptor | Raccord | GE 18 L 3/8–ed |

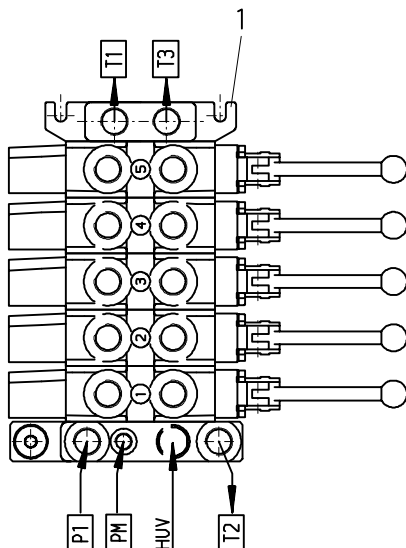
020.0200

09/2006

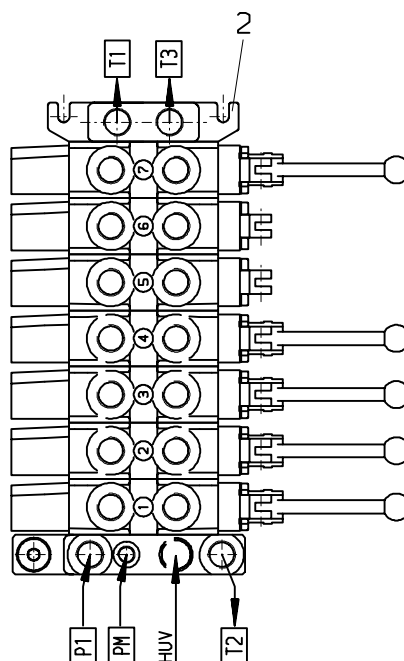
PALFINGER CRANE

PK 4501,5001

F



F



/ EV-5620

| | Ventil Valve Soupape | Druck/bar Pressure/bar Pression/bar | Verschraubung Adaptor Raccord | Drossel Restrictor Etranglement | Hebel Leve Levier | Element Element Element |
|-----|----------------------------|---|-------------------------------------|---------------------------------------|-------------------------|-------------------------------|
| HUV | EV-5118 | | | | | |
| P | P1 | | EA-074 | | | |
| T | T1 | | EA-240 | | | |
| | T2 | | - | | | |
| | T3 | | - | | | |
| 1 | A EV-043 | 160 | EA-590 | HD-376 | HH-425 | EV-5652 |
| | B EV-043 | 160 | EA-590 | HD-376 | | |
| 2 | A EV-044 | 330 | EA-183 | - | HH-411 | EV-5653 |
| | B EV-044 | 120 | EA-183 | - | | |
| 3 | A ----- | --- | EA-183 | - | HH-411 | EV-5654 |
| | B ----- | --- | EA-183 | - | | |
| 4 | A ----- | --- | EA-183 | - | HH-411 | EV-5655 |
| | B ----- | --- | EA-183 | - | | |
| 5 | A EV-044 | 080 | EA-183 | - | HH-427 | EV-5021 |
| | B EV-049 | --- | EA-183 | - | | |

/ EV-5621

| | Ventil Valve Soupape | Druck/bar Pressure/bar Pression/bar | Verschraubung Adaptor Raccord | Drossel Restrictor Etranglement | Hebel Leve Levier | Element Element Element |
|-----|----------------------------|---|-------------------------------------|---------------------------------------|-------------------------|-------------------------------|
| HUV | EV-5118 | | | | | |
| P | P1 | | EA-074 | | | |
| T | T1 | | EA-240 | | | |
| | T2 | | - | | | |
| | T3 | | - | | | |
| 1 | A EV-043 | 160 | EA-590 | HD-376 | HH-425 | EV-5652 |
| | B EV-043 | 160 | EA-590 | HD-376 | | |
| 2 | A EV-044 | 330 | EA-183 | - | HH-411 | EV-5653 |
| | B EV-044 | 120 | EA-183 | - | | |
| 3 | A ----- | --- | EA-183 | - | HH-411 | EV-5654 |
| | B ----- | --- | EA-183 | - | | |
| 4 | A ----- | --- | EA-183 | - | HH-411 | EV-5655 |
| | B ----- | --- | EA-183 | - | | |
| 5 | A EV-049 | --- | EA-261 | - | - | EV-5021 |
| | B EV-049 | --- | EA-261 | - | | |
| 6 | A EV-049 | --- | EA-261 | - | - | EV-5021 |
| | B EV-049 | --- | EA-261 | - | | |
| 7 | A EV-044 | 080 | EA-183 | - | - | EV-5021 |
| | B EV-049 | --- | EA-183 | - | | |

PALFINGER**PK 4501,5001****Steuerventil-F
Control valve-F
Distributeur de commande-F****020.0200**

09/2006

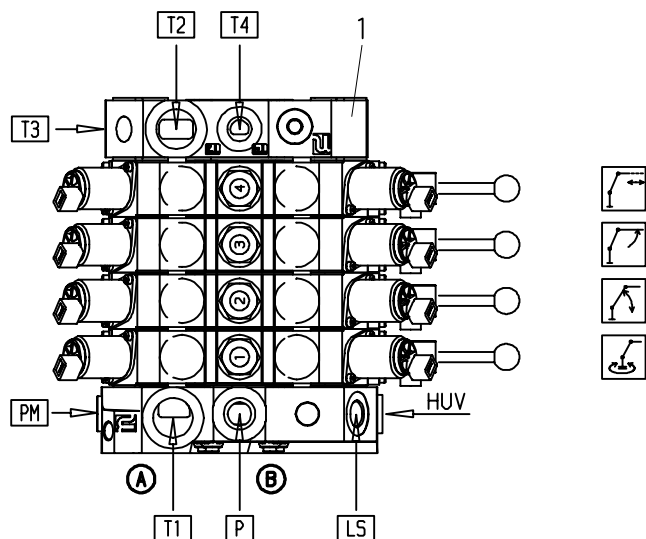
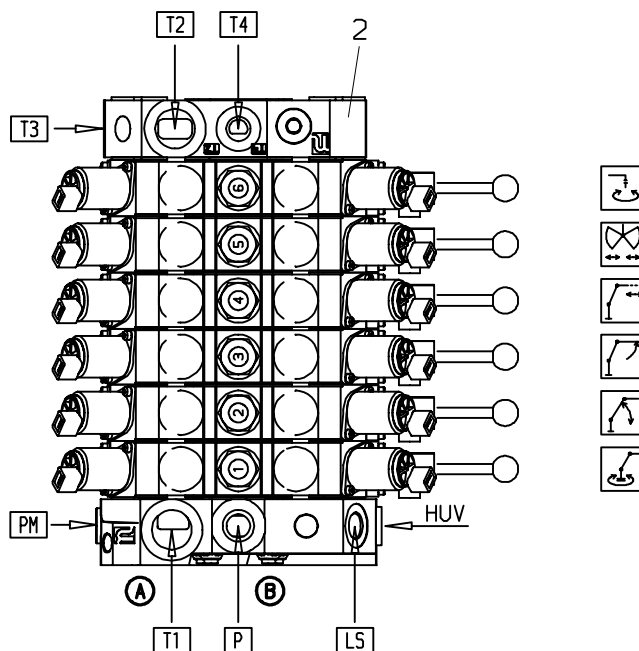
| Nr. No. No. | Ersatzteil Nr. Sparepart no. No Piece de rechange | Stk. Qty. Nbre. | Teilebezeichnung | Description | Nomenclature | Abmessung Dimension Dimension |
|-------------------|--|-----------------------|---|--|---|-------------------------------------|
| 1 | EV5620 | 1 | Steuerventilblock kpl.(5-fach) ohne EA.,EV.,HH. | Control valve cpl.(5-sections) without EA.,EV.,HH. | Bloc de commande cplt.(5-elements) sans EA.,EV.,HH. | |
| | EA 074 | | Verschraubung | Adaptor | Raccord | GE 16 SR 1/2"ED |
| | EA 183 | | Verschraubung | Adaptor | Raccord | GE 12 SR 1/2"ED |
| | EA 240 | | Verschraubung | Adaptor | Raccord | GE 18 LRed |
| 2 | EV5621 | 1 | Steuerventilblock kpl.(7-fach) ohne EA.,EV.,HH. | Control valve cpl.(7-sections) without EA.,EV.,HH. | Bloc de commande cplt.(7-elements) sans EA.,EV.,HH. | |
| | EA 074 | | Verschraubung | Adaptor | Raccord | GE 16 SR 1/2"ED |
| | EA 183 | | Verschraubung | Adaptor | Raccord | GE 12 SR 1/2"ED |
| | EA 240 | | Verschraubung | Adaptor | Raccord | GE 18 LRed |
| | EA 261 | | Verschlußschraube | Looking screw | Boucon m filete | VSTI R1/2" |

020.0300

06/2007

PALFINGER CRANE

PK 4501,5001

RSQ 240 RC**RSQ 240 RC**

| / EV-4961 | | | | | | | / EV-4966 | | | | | | | | | |
|-----------|----------------------------|---|-------------------------------------|---------------------------------------|--|------------------------|-------------------------------|-----|----------------------------|---|-------------------------------------|---------------------------------------|--|------------------------|-------------------------------|--|
| | Ventil Valve Soupape | Druck/bar Pressure/bar Pression/bar | Verschraubung Adaptor Raccord | Drossel Restrictor Etranglement | | Hebel Leve Lever | Element Element Element | | Ventil Valve Soupape | Druck/bar Pressure/bar Pression/bar | Verschraubung Adaptor Raccord | Drossel Restrictor Etranglement | | Hebel Leve Lever | Element Element Element | |
| HUV | EV-2718 | | | | | | | HUV | EV-2718 | | | | | | | |
| P | P | | EA-033 | | | | | P | P | | EA-033 | | | | | |
| | PM | | EA-716 | | | | | | PM | | EA-716 | | | | | |
| | LS | | - | | | | | | LS | | - | | | | | |
| T | T1 | | EA-1514 | | | | | T | T1 | | EA-1514 | | | | | |
| | T2 | | EA-1514 | | | | | | T2 | | EA-1514 | | | | | |
| | T3 | | EA-1052 | | | | | | T3 | | EA-1052 | | | | | |
| | T4 | | EA-183 | | | | | | T4 | | EA-183 | | | | | |
| 1 | A EV-4560 | 160 | EA-590 | HD-376 | | HH-439 | EV-4951 | 1 | A EV-4560 | 160 | EA-590 | HD-376 | | HH-439 | EV-4951 | |
| | B EV-4560 | 160 | EA-590 | HD-376 | | | | | B EV-4560 | 160 | EA-590 | HD-376 | | | | |
| 2 | A EV-4935 | 120 | EA-183 | - | | HH-439 | EV-4952 | 2 | A EV-4935 | 120 | EA-183 | - | | HH-439 | EV-4952 | |
| | B EV-5117 | 325 | EA-183 | - | | | | | B EV-5117 | 325 | EA-183 | - | | | | |
| 3 | A EV-4935 | 175 | EA-183 | - | | HH-439 | EV-4953 | 3 | A EV-4935 | 175 | EA-183 | - | | HH-439 | EV-4953 | |
| | B EV-5117 | 325 | EA-183 | - | | | | | B EV-5117 | 325 | EA-183 | - | | | | |
| 4 | A ----- | --- | EA-183 | - | | HH-439 | EV-4954 | 4 | A ----- | --- | EA-183 | - | | HH-439 | EV-4954 | |
| | B ----- | --- | EA-183 | - | | | | | B ----- | --- | EA-183 | - | | | | |
| | | | | | | | | 5 | A EV-4546 | - | EA-183 | - | | HH-439 | EV-4955 | |
| | | | | | | | | | B EV-4546 | - | EA-183 | - | | | | |
| | | | | | | | | 6 | A EV-4546 | - | EA-183 | - | | HH-439 | EV-4955 | |
| | | | | | | | | | B EV-4546 | - | EA-183 | - | | | | |

PALFINGER**PK 4501,5001****Steuerventil RSQ 240 RC
Control valve RSQ 240 RC
Distri. de commande RSQ 240 RC****020.0300**

06/2007

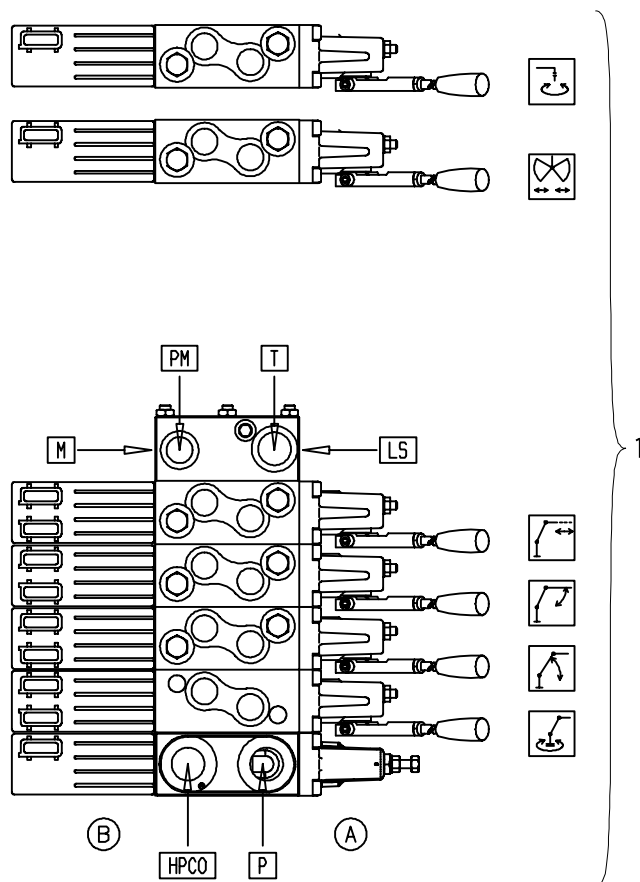
| Nr. No. No. | Ersatzteil Nr. Sparepart no. No Piece de rechange | Stk. Qty. Nbre. | Teilebezeichnung | Description | Nomenclature | Abmessung Dimension Dimension |
|-------------------|--|-----------------------|--|---|---|---|
| 1 | EV4961-12V EV4961 | 1 | Steuerventilblock Steuerventilblock kpl.(4-fach) ohne EA.,EV.,HH. Verschraubung Verschraubung Verschraubung Verschraubung | Control valve Control valve cpl.(4-sections) without EA.,EV.,HH. Adaptor Adaptor Adaptor Adaptor | Bloc de commande Bloc de commande cplt.(4-elements) sans EA.,EV.,HH. Raccord Raccord Raccord Raccord | 12V 24V GE 16 SR 3/4"ED GE 12 SR 1/2"ED GE 8 S R3/8" GE 18-LR 1/1-ed |
| 2 | EV4966-12V EV4966 | 1 | Steuerventilblock Steuerventilblock kpl.(6-fach) ohne EA.,EV.,HH. Verschraubung Verschraubung Verschraubung Verschraubung | Control valve Control valve cpl.(6-sections) without EA.,EV.,HH. Adaptor Adaptor Adaptor Adaptor | Bloc de commande Bloc de commande cplt.(6-elements) sans EA.,EV.,HH. Raccord Raccord Raccord Raccord | 12V 24V GE 16 SR 3/4"ED GE 12 SR 1/2"ED GE 8 S R3/8" GE 18-LR 1/1-ed |













020.0400

11/2007

PALFINGER CRANE

PK 4501,5001



| OC | HUV 300 bar | | HPCO EA-033 | | P EA-033 | M EA-716 | | PM EA-261 | T EA-330 | LS --- | |
|--|-------------|----------------|-------------|---------|----------|----------------|-----|-----------|---|-----------|--|
| CC | HUV 350 bar | | HPCO EA-033 | | P EA-033 | M EA-716 | | PM EA-261 | T EA-330 | LS EA-089 | |
|  | A | EA-183 | LSA | --- | B | EA-183 | LSB | --- |  | | |
| | | 175 bar | | --- | | 175 bar | | --- | | | |
|  | A | EA-183 | LSA | --- | B | EA-183 | LSB | --- |  | | |
| | | 175 bar | | --- | | 175 bar | | --- | | | |
|  | A | EA-183 | LSA | --- | B | EA-183 | LSB | --- |  | | |
| | | --- | | --- | | --- | | --- | | | |
|  | A | EA-183 | LSA | --- | B | EA-183 | LSB | --- |  | | |
| | | --- | | 175 bar | | --- | | 320 bar | | | |
|  | A | EA-183 | LSA | --- | B | EA-183 | LSB | --- |  | | |
| | | 150 bar | | 120 bar | | 345 bar | | 320 bar | | | |
|  | A | EA-590, HD-376 | LSA | --- | B | EA-590, HD-376 | LSB | --- |  | | |
| | | 190 bar | | 160 bar | | 190 bar | | 160 bar | | | |

PALFINGER**PK 4501,5001****Steuerventil-RC001
Control valve-RC001
Distributeur de commande-RC001****020.0400**

11/2007

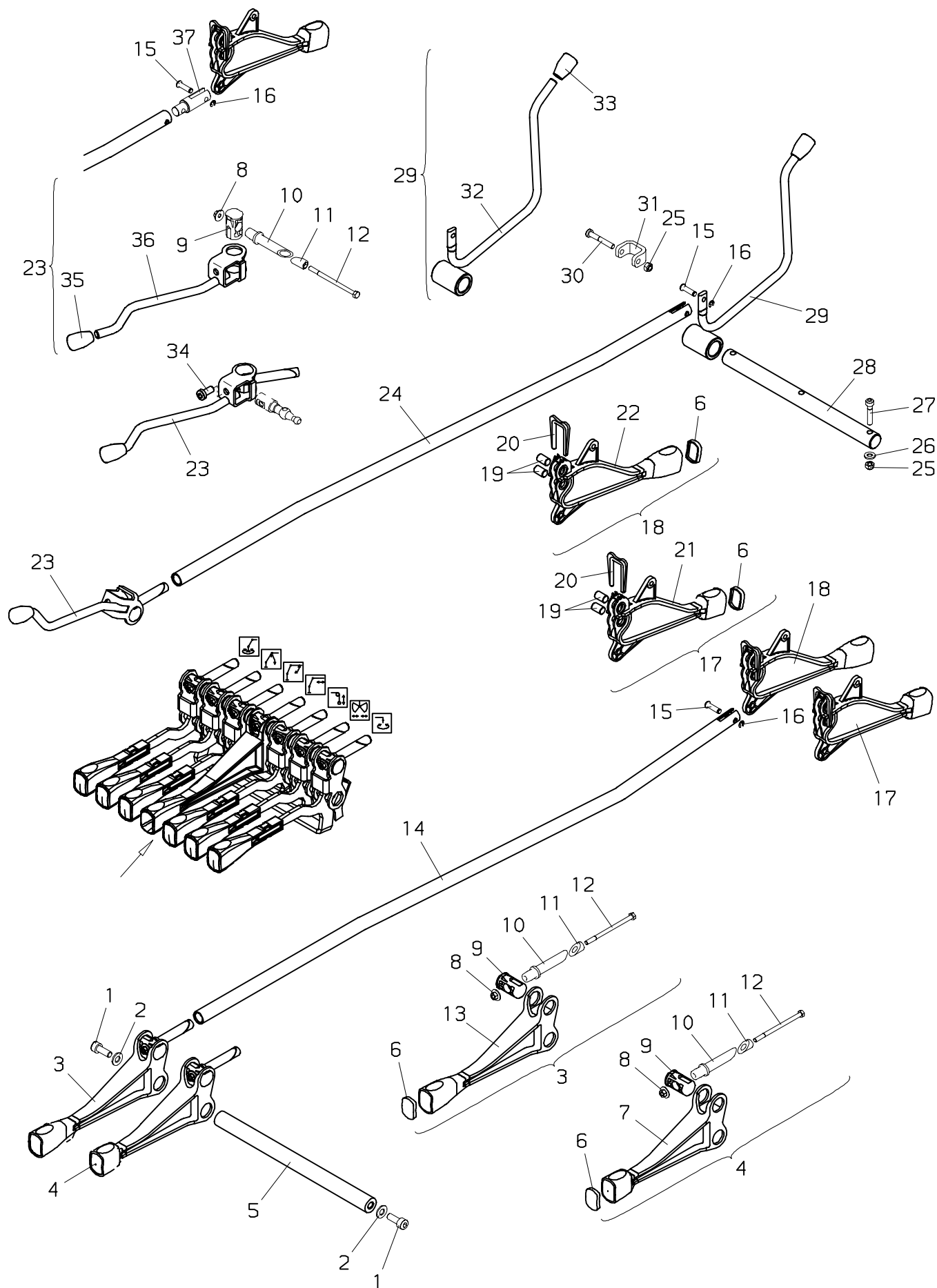
| Nr. No. No. | Ersatzteil Nr. Sparepart no. No Piece de rechange | Stk. Qty. Nbre. | Teilebezeichnung | Description | Nomenclature | Abmessung Dimension Dimension |
|-------------------|---|-----------------------|---|---|--|---|
| 1 | KSC00044B EA 033 EA 089 EA 183 EA 261 EA 330 EA 590 EA 716 HD 376 | 1 | Steuerventilblock Verschraubung Verschraubung Verschraubung Verschlußschraube Verschraubung Verschraubung Prüfverschraubung Drossel | Control valve Adaptor Adaptor Adaptor Looking screw Adaptor Adaptor Pressure gauge conn. Restrictor | Bloc de commande Raccord Raccord Raccord Boucon m filete Raccord Raccord Raccord de manometre Etranglement | RC001 GE 16 SR 3/4"ED GE 8 S R1/4" GE 12 SR 1/2"ED VSTI R1/2" GE 22-L 3/4"-ed GE 12 SR 1/2"ED EMA3 R1/4" D 1,5 mm |

020.0500

09/2006

PALFINGER CRANE

PK 4501,5001



PALFINGER**PK 4501,5001****Steuerung
Control
Commande****020.0500**

09/2006

| Nr. No. No. | Ersatzteil Nr. Sparepart no. No Piece de rechange | Stk. Qty. Nbre. | Teilebezeichnung | Description | Nomenclature | Abmessung Dimension Dimension |
|-------------------|--|-----------------------|-------------------|--------------------|------------------------------|-------------------------------------|
| 1 | ES 265 | 2 | Schraube | Screw | Vis | M 8x20 DIN 912 |
| 2 | EK 003 | 2 | Scheibe | Washer | Rondelle | D 8 DIN 125 |
| 3 | HH 409 | | Schalthebel,kpl. | Control lever,cpl. | Levier de commande, cplt. | |
| | | | (schwarz) | (black) | (noir) | |
| 3 | HH 429 | 1 | Schalthebel | Control lever | Levier de commande | |
| | | | (blau) | (blue) | (bleu) | |
| 4 | HH 431 | 1 | Schalthebel | Control lever | Levier de commande | |
| | | | (Abstützung) | (stabilisation) | (stabilisateur) | |
| 5 | HI 827 | 1 | Schaltachse | Control axle | Axe de commande | |
| 6 | EK 884 | 3 | Deckel | Cover | Couvercle | |
| 7 | HH 430 | 1 | Schalthebel | Control lever | Levier de commande | |
| | | | (Abstützung) | (stabilisation) | (stabilisateur) | |
| 8 | EM 234 | 3 | Mutter | Nut | Ecrou | M 5 |
| 9 | HI1543 | 3 | Bolzen | Pin | Axe | |
| 10 | EK 866 | 3 | Keil | Cotter | Coin | |
| 11 | EK 867 | 3 | Keil | Cotter | Coin | |
| 12 | ES1381 | 3 | Schraube | Screw | Vis | M 5x80 DIN 931 |
| 13 | HH 408 | 1 | Schalthebel | Control lever | Levier de commande | |
| | | | (schwarz) | (black) | (noir) | |
| 13 | HH 428 | 1 | Schalthebel | Control lever | Levier de commande | |
| | | | (blau) | (blue) | (bleu) | |
| 14 | HSV 210 | | Schaltstange | Control rod | Tige de commande | |
| 15 | HI2603 | | Bolzen | Pin | Axe | |
| 16 | EQ 116 | | Sicherungsscheibe | Locking washer | Rondelle | D 4 DIN 6799 |
| 17 | HH 427 | 1 | Schalthebel | Control lever | Levier de commande | |
| | | | (Abstützung) | (stabilisation) | (stabilisateur) | |
| 18 | HH 425 | 1 | Schalthebel | Control lever | Levier de commande | |
| | | | (blau) | (blue) | (bleu) | |
| 18 | HH 411 | | Schalthebel | Control lever | Levier de commande | |
| | | | (schwarz) | (black) | (noir) | |
| 19 | HI2907 | 2 | Bolzen | Pin | Axe | |
| 20 | EK 868 | 1 | Bolzensicherung | Pin locking | Frein de boulon | |
| 21 | HH 426 | 1 | Schalthebel | Control lever | Levier de commande | |
| | | | (Abstützung) | (stabilisation) | (stabilisateur) | |
| 22 | HH 410 | 1 | Schalthebel | Control lever | Levier de commande | |
| | | | (schwarz) | (black) | (noir) | |
| 22 | HH 424 | 1 | Schalthebel | Control lever | Levier de commande | |
| | | | (blau) | (blue) | (bleu) | |
| 23 | HH 420 | 4 | Schalthebel,kpl. | Control lever,cpl. | Levier de commande, cplt. | |
| 24 | HSV 209 | | Schaltstange | Control rod | Tige de commande | |
| 25 | EM 014 | 4 | Mutter | Nut | Ecrou | M 6 DIN 985 |
| 26 | EK 043 | 3 | Scheibe | Washer | Rondelle | D 6,4 DIN 134 |
| 27 | ES 080 | 3 | Schraube | Screw | Vis | M 6x35 DIN 6912 |
| 28 | HI2735 | 1 | Schaltachse | Control axle | Axe de commande | |
| 29 | HH 423 | | Schalthebel | Control lever | Levier de commande | |
| 30 | ES 105 | 1 | Schraube | Screw | Vis | M 6x40 DIN 912 |
| 31 | HA6509 | 1 | Halterung | Bearer | Support | |

PALFINGER**PK 4501,5001****Steuerung
Control
Commande****020.0500**

09/2006

| Nr. No. No. | Ersatzteil Nr. Sparepart no. No Piece de rechange | Stk. Qty. Nbre. | Teilebezeichnung | Description | Nomenclature | Abmessung Dimension Dimension |
|-------------------|--|-----------------------|---------------------|-----------------------|----------------------------|-------------------------------------|
| 32 | HH 422 | 1 | (RC) Schalthebel | (RC) Control lever | (RC) Levier de commande | M 8x16 DIN 7984 |
| 33 | EK 871 | 1 | Handgriff | Handle | Poignee | |
| 34 | ES 051 | 4 | Schraube | Screw | Vis | |
| 35 | EK 871 | 1 | Handgriff | Handle | Poignee | |
| 36 | HH 419 | 1 | Schalthebel | Control lever | Levier de commande | |
| 37 | HIB 248 | | Bolzen | Pin | Axe | |

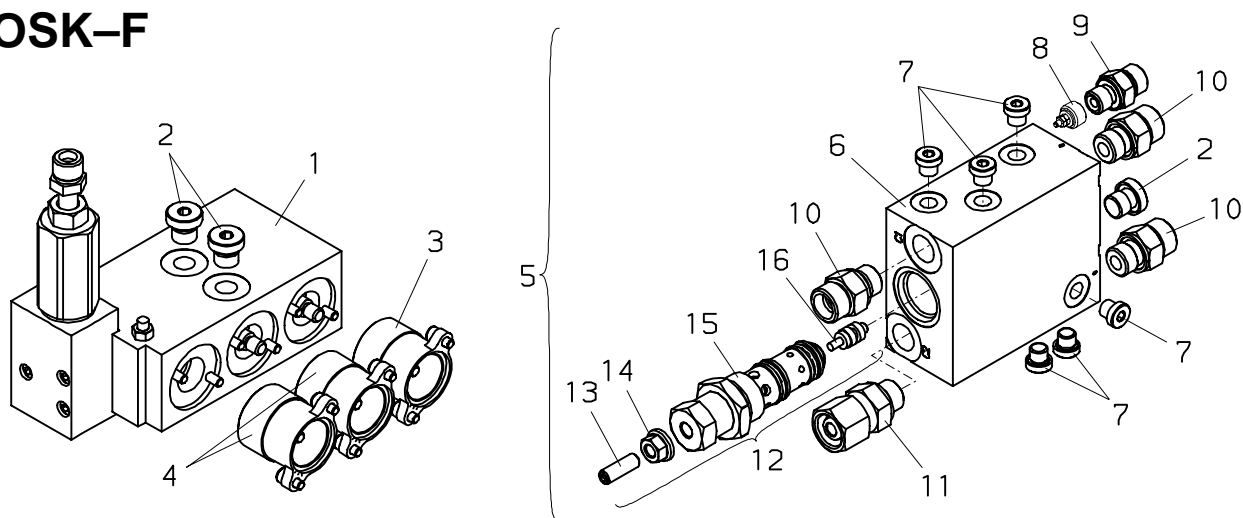
030.0100

09/2006

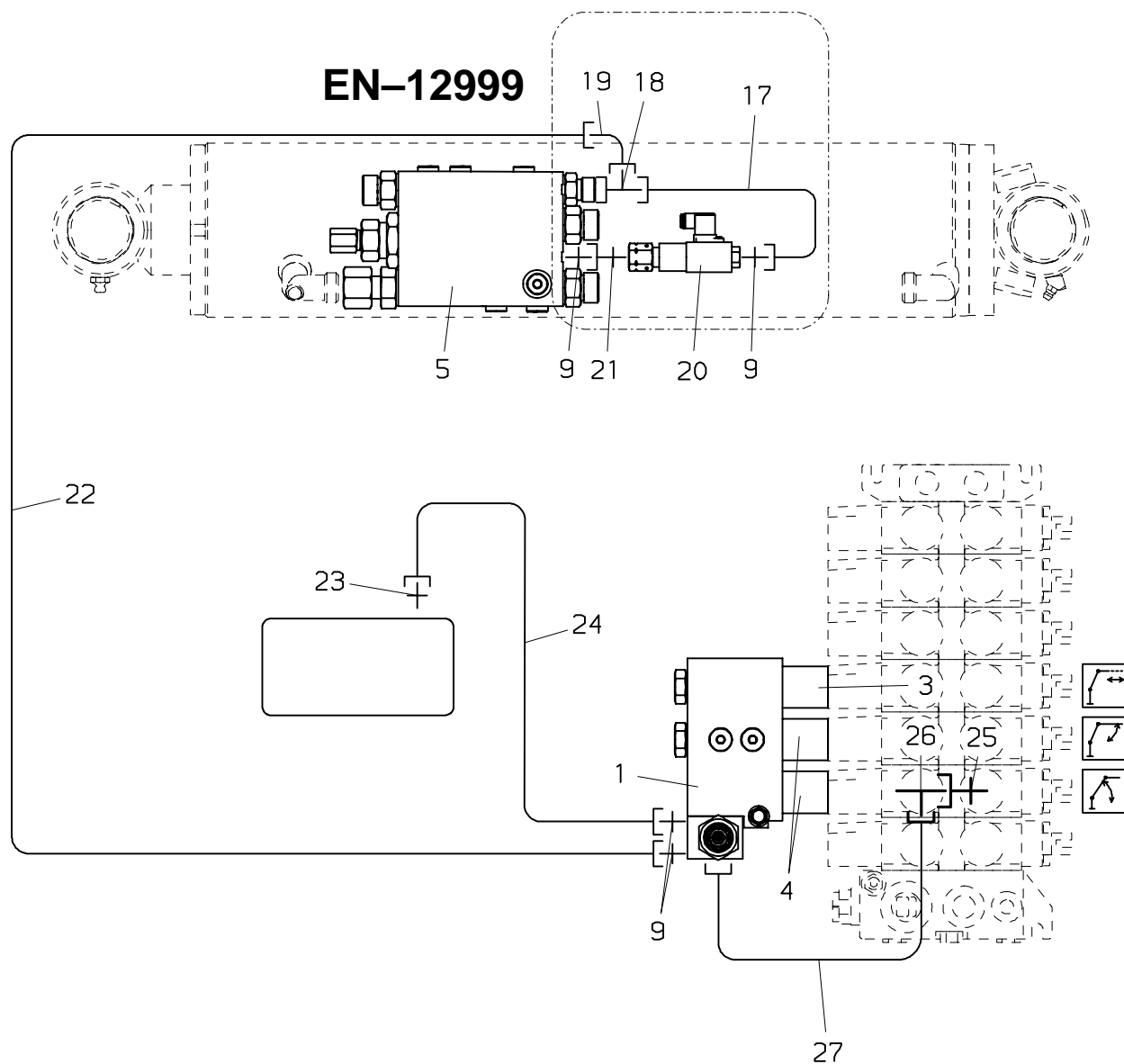
PALFINGER CRANE

PK 4501,5001

OSK-F



EN-12999



PALFINGER**PK 4501,5001**
Überlastsicherung-OSK-F
Overload protection-OSK-F
Soupape de surcharge-OSK-F
030.0100

09/2006

| Nr. No. No. | Ersatzteil Nr. Sparepart no. No Piece de rechange | Stk. Qty. Nbre. | Teilebezeichnung | Description | Nomenclature | Abmessung Dimension Dimension |
|-------------------|--|-----------------------|--|--|---|-------------------------------------|
| 1 | EV4452 TD 947 | 1 | Überlastblock Dichtsatz (für EV4452) | Overload block Seal kit (for EV4452) | Bloc de surcharge Pochette de joints (pour EV4452) | |
| 2 | EA 236 | 3 | Verschlußschraube | Locking screw | Boucon m filete | vsti R 1/4" |
| 3 | EV4500 | 1 | Adapter | Adapter | Raccord reducteur | RS 210 |
| 4 | EV4453 | 2 | Adapter | Adapter | Raccord reducteur | RS 210 |
| 5 | UV431-330 | 1 | Lasthalteventil | Load holding valve | Soupape pilote | |
| 6 | HG 171 | 1 | Gehäuse | Housing | Carter | |
| 7 | EA 423 | 6 | Verschlußschraube | Looking screw | Boucon m filete | Vsti R 1/8"-Ed |
| 8 | EV 330 | 1 | Schlauchbruchventil | Lock valve | Clapet de securite | |
| 9 | EA 089 | 5 | Verschraubung | Adaptor | Raccord | GE 8 S R1/4" |
| 10 | EA 039 | 3 | Verschraubung | Adaptor | Raccord | GE 12 SR 3/8"ED |
| 11 | EA 201 | 1 | Verschraubung | Adaptor | Raccord | EGE 12S R3/8-ED |
| 12 | EV 612 TD 204 | 1 | Ventileinsatz Dichtsatz (für EV 612) | Valve insert Seal kit (for EV 612) | Insert. de soupape Pochette de joints (pour EV 612) | |
| 13 | ES1036 | 1 | Gewindestift | Winding pin | Vis sans tete | M 8x20 DIN 916 |
| 14 | EM 199 | 1 | Dichtrmutter | Sealing nut | Ecrou etancheite | M 8x1.5 |
| 15 | EV2151 | 1 | Ventileinsatz | Valve insert | Insert. de soupape | |
| 16 | EV2152 | 1 | Kolben | Piston | Piston | |
| 17 | HLR 9841 | 1 | Druckleitung | Pipe | Tuyau | D 8 |
| 18 | EA 091 | 1 | L-Verschraubung | L-coupling | Raccord-L | EVL 8 S |
| 19 | EA 263 | 1 | Winkelverschraubung | Angle coupling | Raccord de angle | EVW 8 S |
| 20 | UV097A | 1 | Druckschalter | Pressure switch | Interrupteur a press | |
| 21 | EA 151 | 1 | Verschraubung | Adaptor | Raccord | EGE 8 S R1/4" |
| 22 | EH1122 | 1 | Druckschlauch | Hose | Flexible | NW 6x4100 |
| 23 | EA1052 | 1 | Verschraubung | Adaptor | Raccord | GE 8 S R3/8" |
| 24 | EH1343 | 1 | Druckschlauch | Hose | Flexible | NW 6x700 |
| 25 | EA 260 | 1 | Verschraubung | Adaptor | Raccord | evGE 12 SRed |
| 26 | EA1334 | 1 | Verschraubung | Adaptor | Raccord | TR 12/08/12S |
| 27 | HLR 9051 | 1 | Druckleitung | Pipe | Tuyau | D 8 |

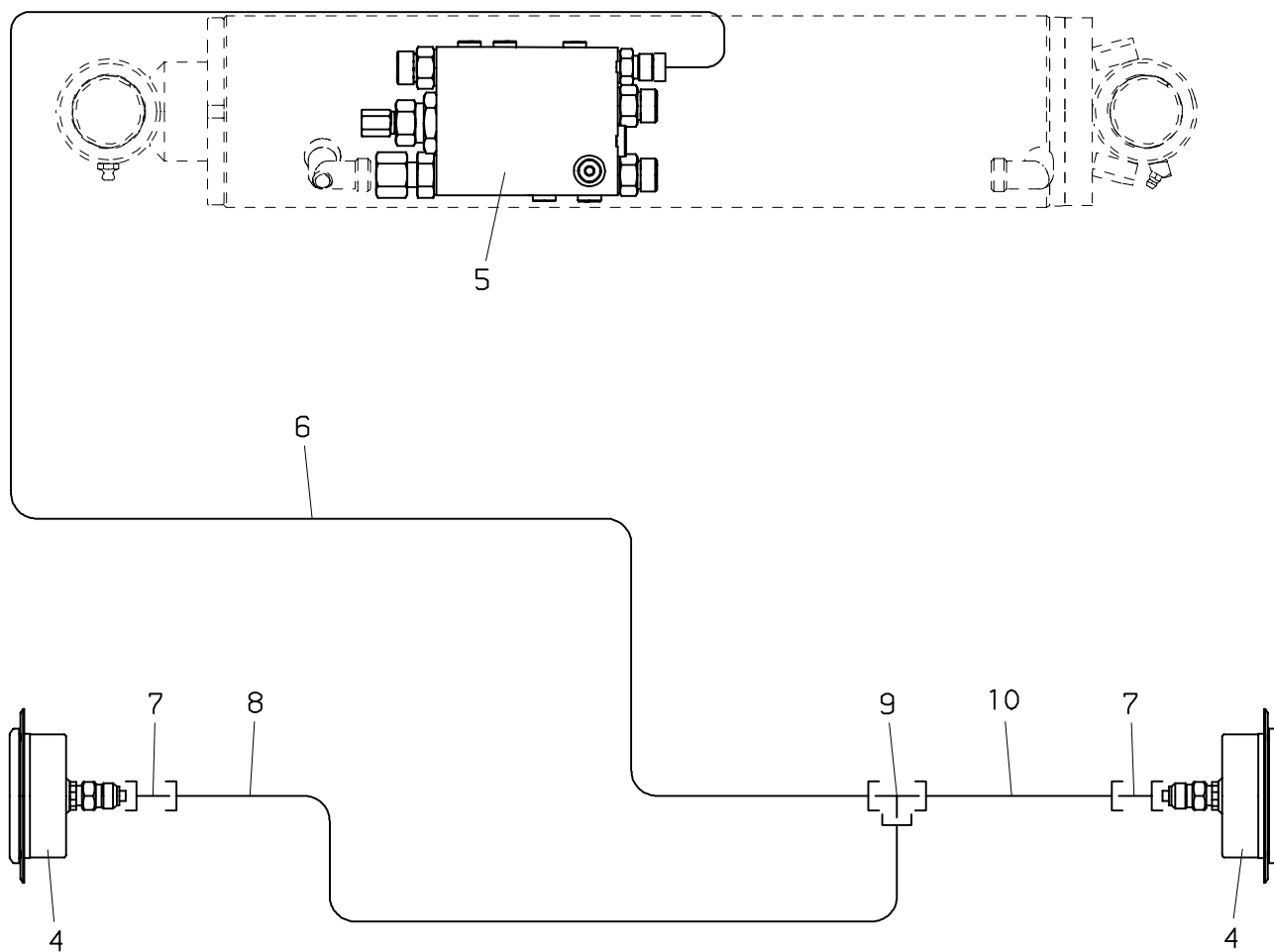
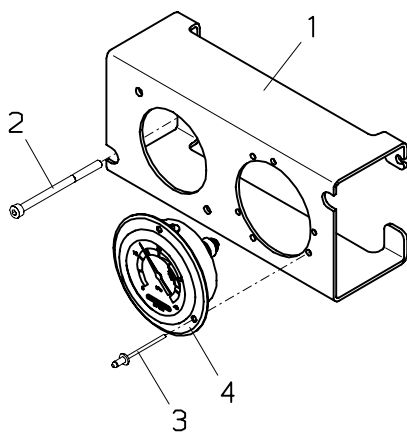
030.0200

09/2006

PALFINGER CRANE

PK 4501,5001

OM-F



PALFINGER**PK 4501,5001****Überlastsicherung-OM-F
Overload protection-OM-F
Soupape de surcharge-OM-F****030.0200**

09/2006

| Nr. No. No. | Ersatzteil Nr. Sparepart no. No Piece de rechange | Stk. Qty. Nbre. | Teilebezeichnung | Description | Nomenclature | Abmessung Dimension Dimension |
|-------------------|--|-----------------------|-------------------------------------|---------------------------------------|-----------------------------------|-------------------------------------|
| 1 | HA6389 | 2 | Konsole | Bracket | Console | |
| 2 | ES1414 | 4 | Schraube | Screw | Vis | M 4x60 DIN 912 |
| 3 | EK 094 | 6 | Pop-Niet | Pop-rivet | Pop-rivet | D 3,2x6 |
| 4 | EA1824 | 2 | Manometer | Manometer | Manometre | 400 bar |
| 5 | UV431-330 | 1 | Lasthalteventil (Seite 030.0100) | Load holding valve (page 030.0100) | Soupape pilote (page 030.0100) | |
| 6 | EH1122 | 1 | Druckschlauch | Hose | Flexible | NW 6x4100 |
| 7 | EA 755 | 2 | Manometeranschluß | Manometer connec= tion | Connexion de mano= metre | MAV 8-SR 1-4 |
| 8 | EH2057 | 1 | Druckschlauch | Hose | Flexible | NW 6x1500 |
| 9 | EA 192 | 1 | T-Verschraubung | T-coupling | Raccord-T | T 8 S |
| 10 | EH1924 | 1 | Druckschlauch | Hose | Flexible | NW 6x400 |

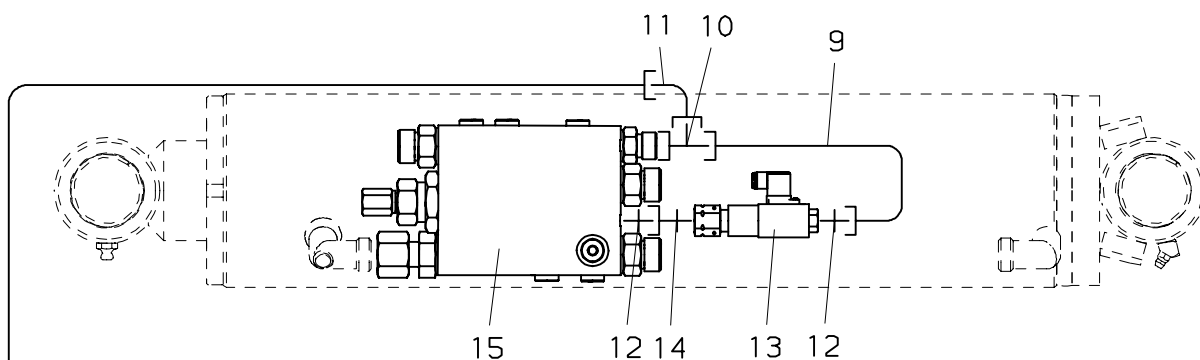
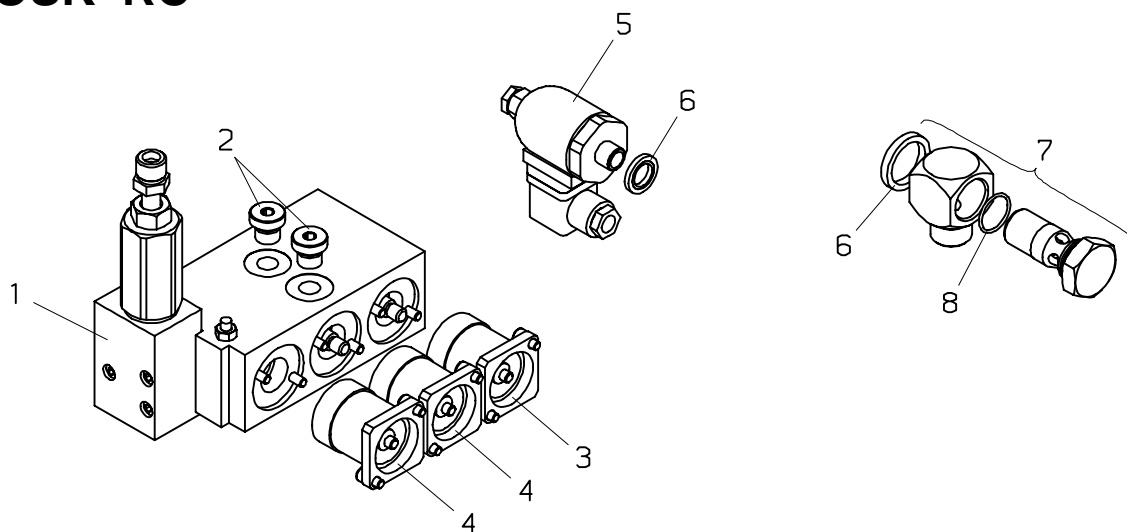
030.0300

09/2006

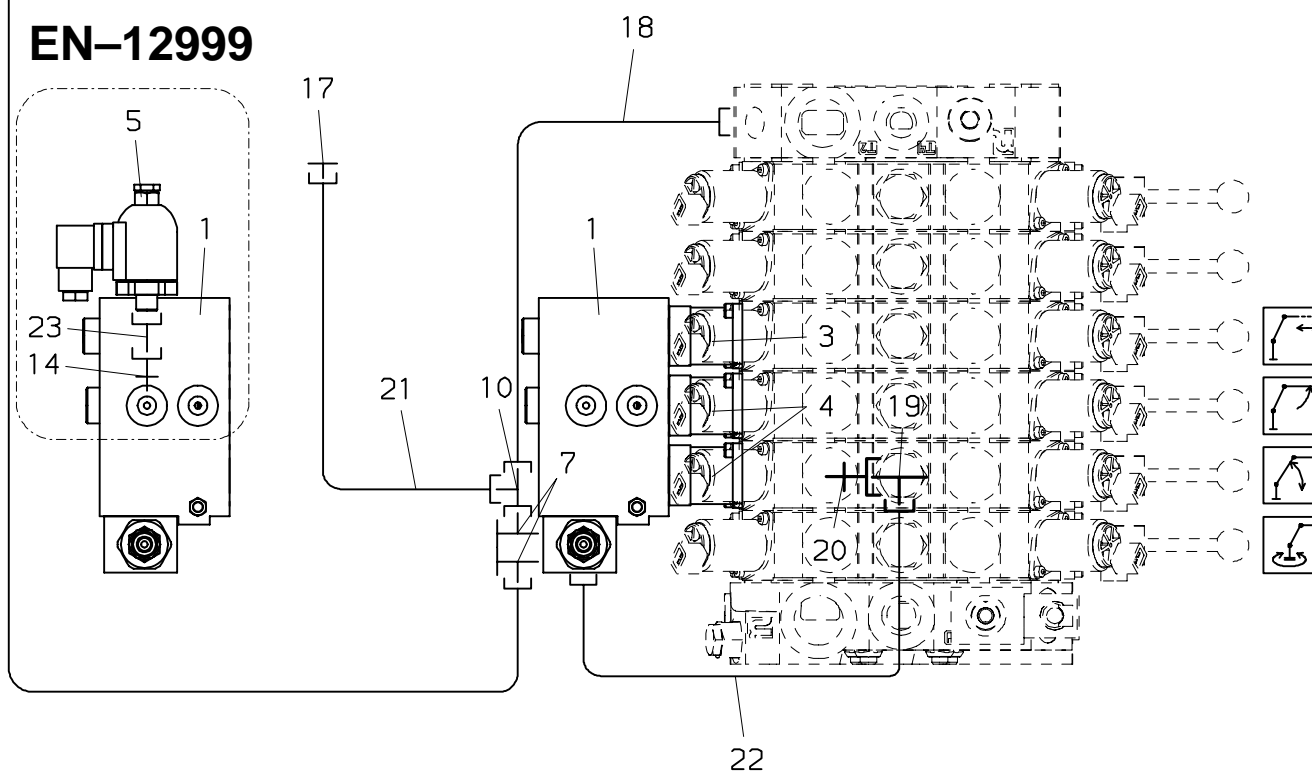
PALFINGER CRANE

PK 4501,5001

OSK-RC



EN-12999



PALFINGER**PK 4501,5001**
Überlastsicherung-OSK-RC
Overload protection-OSK-RC
Soupape de surcharge-OSK-RC
030.0300

09/2006

| Nr. No. No. | Ersatzteil Nr. Sparepart no. No Piece de rechange | Stk. Qty. Nbre. | Teilebezeichnung | Description | Nomenclature | Abmessung Dimension Dimension |
|-------------------|--|-----------------------|--|--|--|-------------------------------------|
| 1 | EV4452 TD 947 | 1 | Überlastblock Dichtsatz (für EV4452) | Overload block Seal kit (for EV4452) | Bloc de surcharge Pochette de joints (pour EV4452) | |
| 2 | EA 236 | 2 | Verschlußschraube | Locking screw | Boucon m filete | vsti R 1/4" |
| 3 | EV4501 | 1 | Adapter | Adapter | Raccord reducteur | RSQ 240 |
| 4 | EV4454 | 2 | Adapter | Adapter | Raccord reducteur | RSQ 240 |
| 5 | EEA1194 | 1 | Druckschalter | Pressure switch | Interrupteur a press | 30-400 bar |
| 6 | ED 619 | 2 | Dichtkantring | Sealing ring | Rondelle de joint | KD 1/4" |
| 7 | EA 282 | 2 | Schwenkverschraubung | Banjo | Raccord tournant | WHO 8 S R1/4" |
| 8 | EO 906 | 1 | O-Ring | O-seal | Bague torique | D 12,5x1,5 |
| 9 | HLR 9841 | 1 | Druckleitung | Pipe | Tuyau | D 8 |
| 10 | EA 091 | 2 | L-Verschraubung | L-coupling | Raccord-L | EVL 8 S |
| 11 | EA 263 | 1 | Winkelverschraubung | Angle coupling | Raccord de angle | EVW 8 S |
| 12 | EA 089 | 2 | Verschraubung | Adaptor | Raccord | GE 8 S R1/4" |
| 13 | UV097A | 1 | Druckschalter | Pressure switch | Interrupteur a press | |
| 14 | EA 151 | 1 | Verschraubung | Adaptor | Raccord | EGE 8 S R1/4" |
| 15 | UV431-330 | 1 | Lasthalteventil (Seite 030.0100) | Load holding valve (page 030.0100) | Soupape pilote (page 030.0100) | |
| 16 | EH1122 | 1 | Druckschlauch | Hose | Flexible | NW 6x4100 |
| 17 | EA1462 | 1 | Verschlußsteil | Blanking part | Obturateur | ROV-8S |
| 18 | EH1924 | 1 | Druckschlauch | Hose | Flexible | NW 6x400 |
| 19 | EA1334 | 1 | Verschraubung | Adaptor | Raccord | TR 12/08/12S |
| 20 | EA 260 | 1 | Verschraubung | Adaptor | Raccord | evGE 12 SRed |
| 21 | EH1343 | 1 | Druckschlauch | Hose | Flexible | NW 6x700 |
| 22 | HLR 8846 | 1 | Druckleitung | Pipe | Tuyau | D 8 |
| 23 | EA 755 | 1 | Manometeranschluß | Manometer connec= tion | Connexion de mano= metre | MAV 8-SR 1-4 |

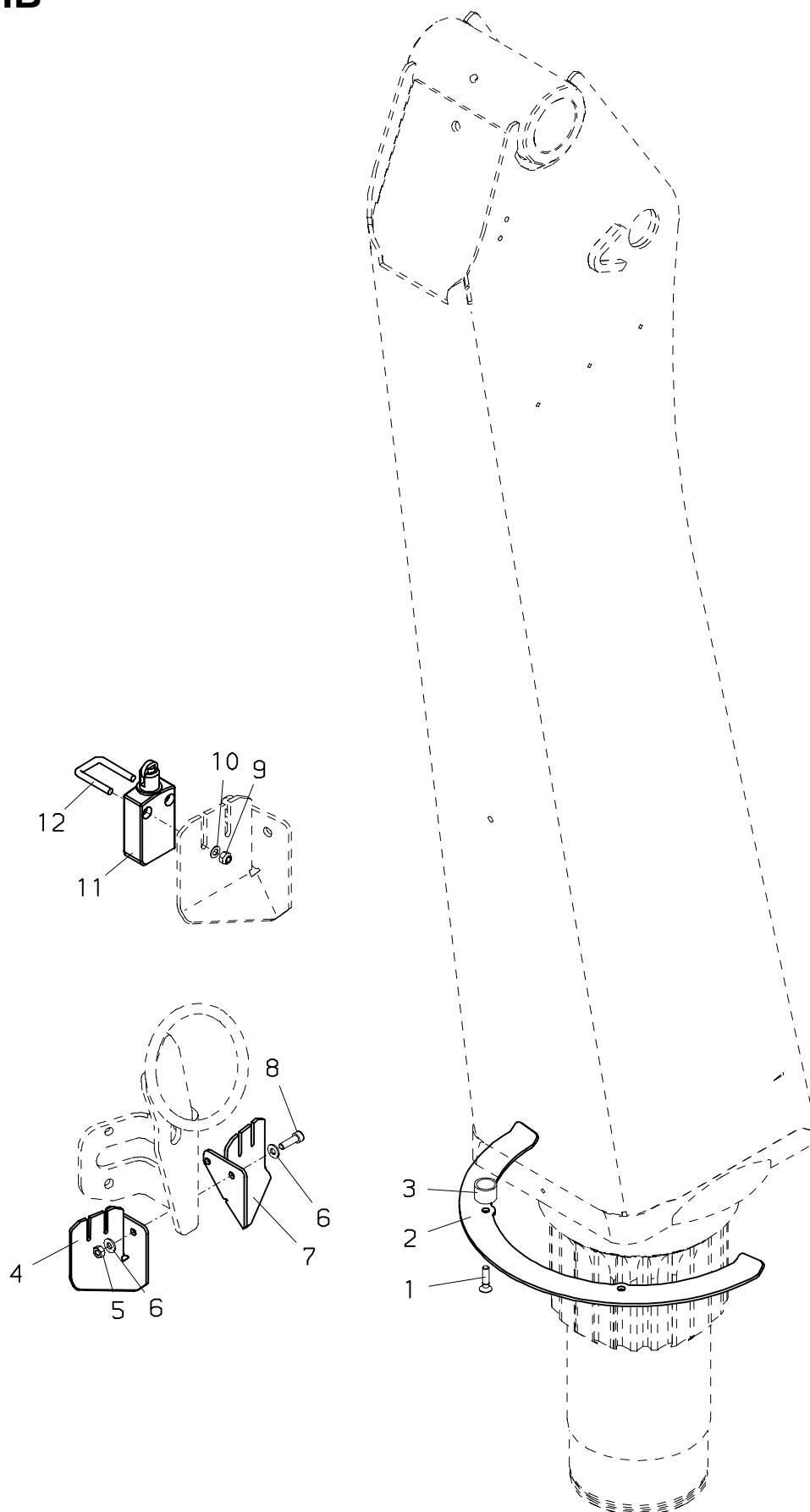
030.0400

09/2006

PALFINGER CRANE

PK 4501,5001

SHB



PALFINGER**PK 4501,5001****Schwenkbegrenzung-SHB
Limitation of rotation-SHB
Limitation de rotation-SHB****030.0400**

09/2006

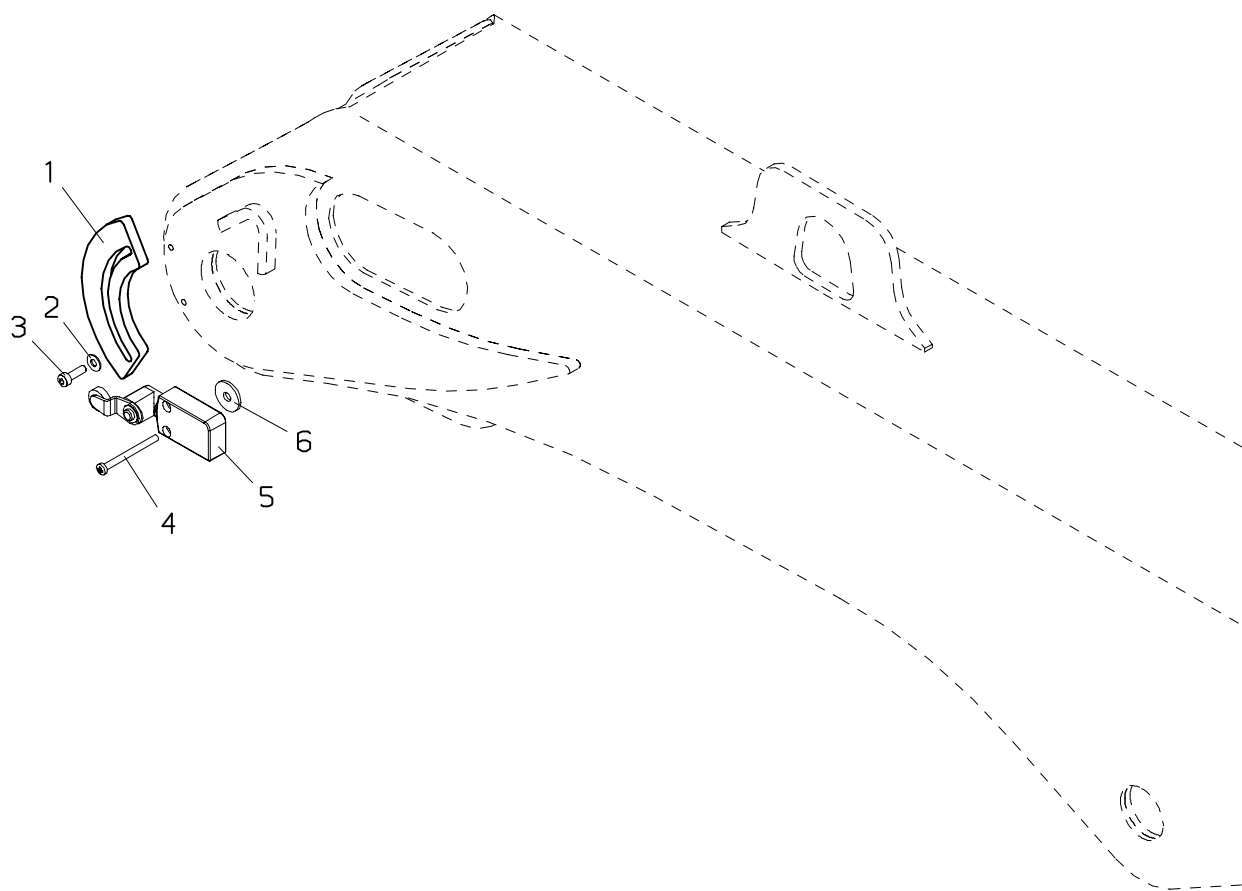
| Nr. No. No. | Ersatzteil Nr. Sparepart no. No Piece de rechange | Stk. Qty. Nbre. | Teilebezeichnung | Description | Nomenclature | Abmessung Dimension Dimension |
|-------------------|--|-----------------------|---|--|---|-------------------------------------|
| 1 | ES1330 | 2 | Schraube | Screw | Vis | M 6x25 DIN 7991 |
| 2 | HT6348 | 1 | Platte | Plate | Plaque | |
| 3 | HBS2884 | 2 | Distanzbüchse | Distance washer | Douille d'ecartement | l=15 mm |
| 4 | HA6551 | 1 | Halterung | Bearer | Support | |
| 5 | EM 004 | 2 | Mutter | Nut | Ecrou | M 6 DIN 934 |
| 6 | EK 043 | 4 | Scheibe | Washer | Rondelle | D 6,4 DIN 134 |
| 7 | HA6550 | 1 | Halterung | Bearer | Support | |
| 8 | ES 019 | 2 | Schraube | Screw | Vis | M 6x20 DIN 912 |
| 9 | EM 154 | 4 | Mutter | Nut | Ecrou | M 4 DIN 985 |
| 10 | EK 124 | 4 | Scheibe | Washer | Rondelle | D 4,3 DIN 433 |
| 11 | EEA... | 2 | Endschalter (siehe ELEKTRIK) (Seite 030.0400) | Limit switch (look ELEKTRIK) (page 030.0400) | Interrupteur finale (voir ELEKTRIK) (page 030.0400) | |
| 12 | HIG 459 | 2 | Befestigungsbügel | Fixing stirrup | Etrier de fixation | |

030.0500

09/2006

PALFINGER CRANE

PK 4501,5001



PALFINGER**PK 4501,5001****Transportstellungsüberwachung
Transport position control
Surveillance position trans.****030.0500**

09/2006

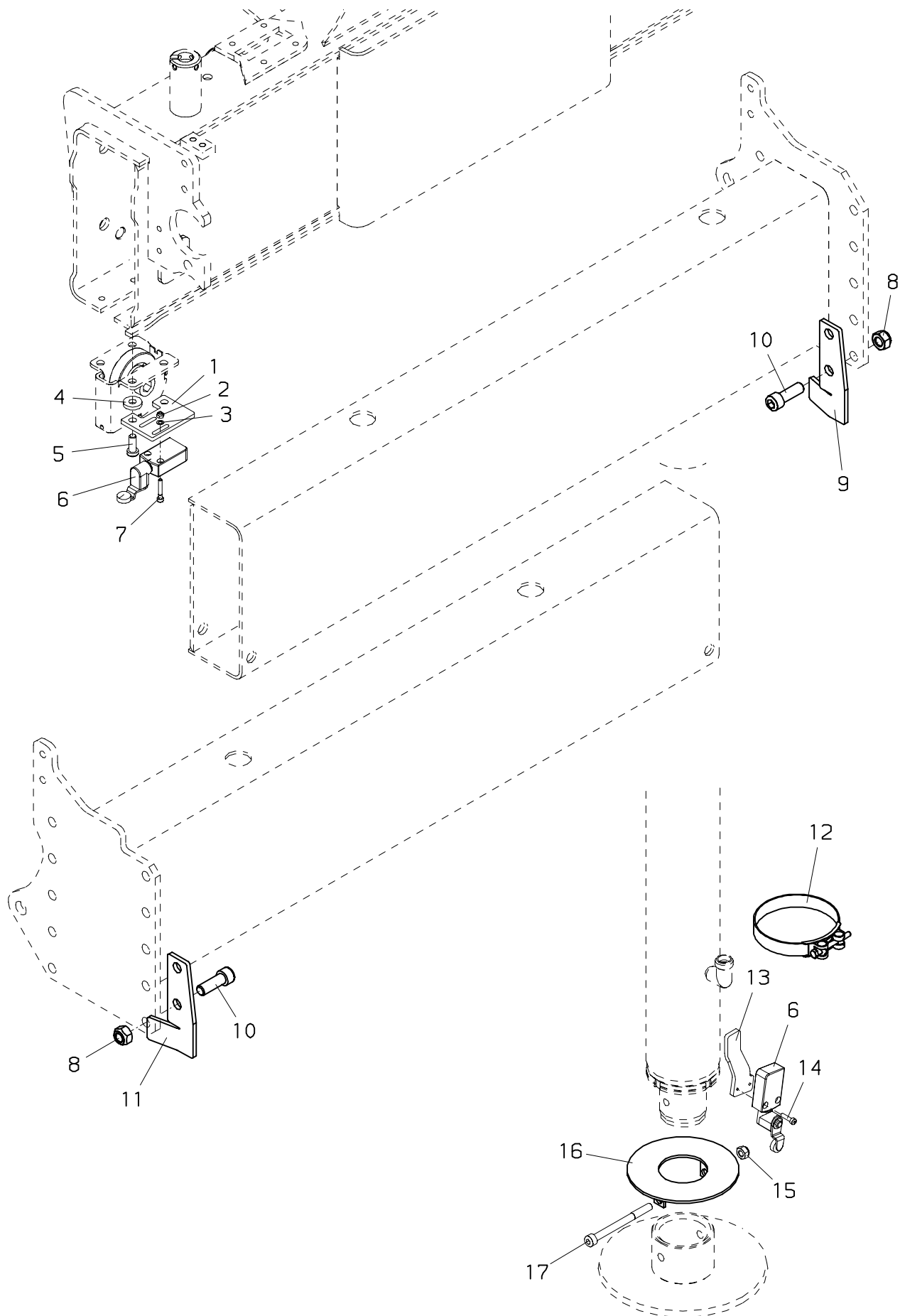
| Nr. No. No. | Ersatzteil Nr. Sparepart no. No Piece de rechange | Stk. Qty. Nbre. | Teilebezeichnung | Description | Nomenclature | Abmessung Dimension Dimension |
|-------------------|--|-----------------------|---|--|---|-------------------------------------|
| 1 | HT7010 | 1 | Kulisse | Guide slot/gate | Coulisse/Grille | |
| 2 | EK 059 | 2 | Scheibe | Washer | Rondelle | D 5,3 DIN 134 |
| 3 | ES 172 | 2 | Schraube | Screw | Vis | M 5x16 DIN 912 |
| 4 | ES 450 | 2 | Schraube | Screw | Vis | M 4x50 DIN 84 |
| 5 | EEA... | 1 | Endschalter (siehe ELEKTRIK) (Seite 030.0400) | Limit switch (look ELEKTRIK) (page 030.0400) | Interrupteur finale (voir ELEKTRIK) (page 030.0400) | |
| 6 | EK 261 | 2 | Scheibe | Washer | Rondelle | D 6,6 DIN 440 |

030.0600

09/2006

PALFINGER CRANE

PK 4501,5001



PALFINGER**PK 4501,5001****Abstützungsüberwachung
Support control
Surveillance support****030.0600**

09/2006

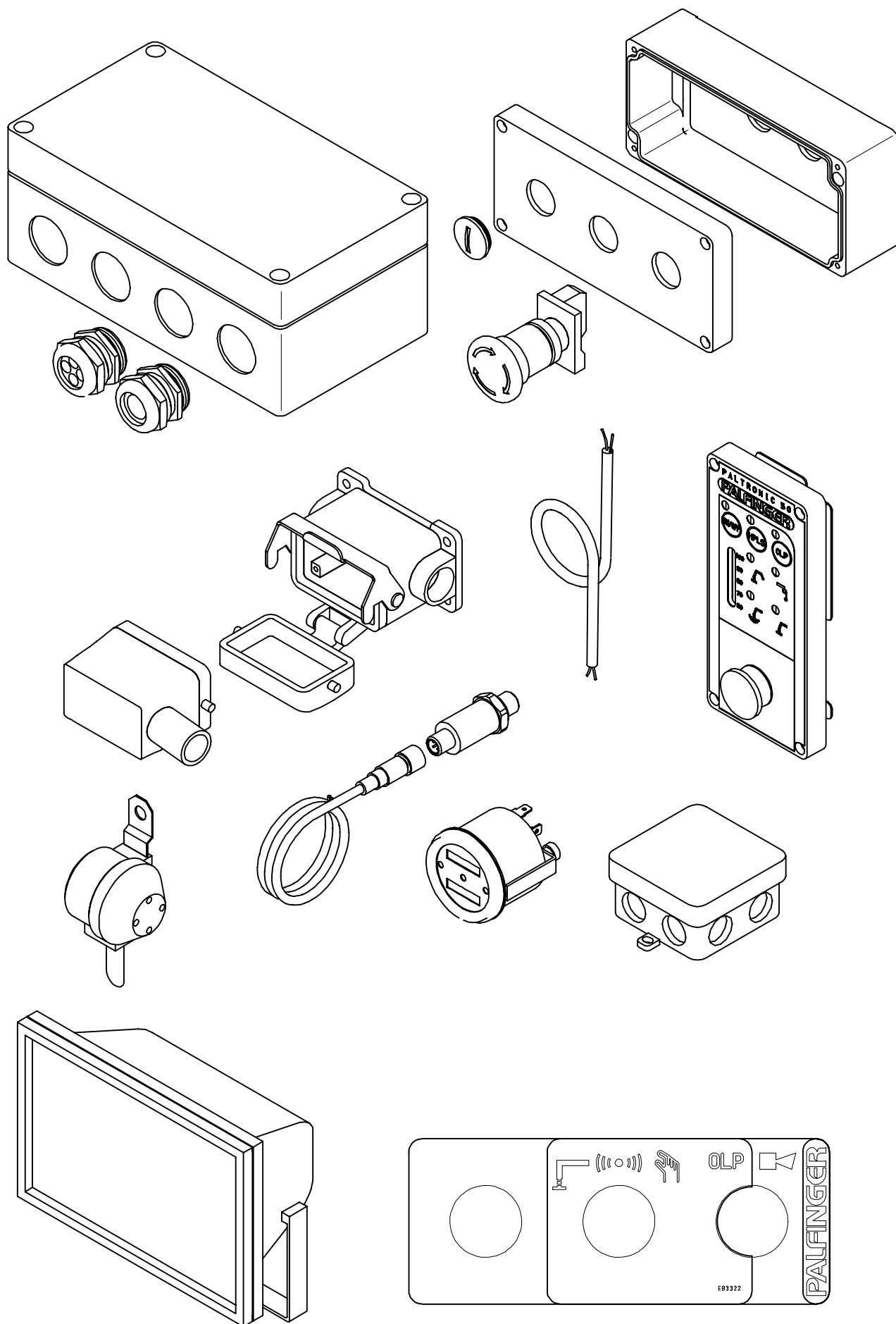
| Nr. No. No. | Ersatzteil Nr. Sparepart no. No Piece de rechange | Stk. Qty. Nbre. | Teilebezeichnung | Description | Nomenclature | Abmessung Dimension Dimension |
|-------------------|--|-----------------------|---|--|---|-------------------------------------|
| 1 | HT3449 | 2 | Halterung | Bearer | Support | |
| 2 | EM 154 | 4 | Mutter | Nut | Ecrou | M 4 DIN 985 |
| 3 | EK 124 | 4 | Scheibe | Washer | Rondelle | D 4,3 DIN 433 |
| 4 | EK 044 | 4 | Scheibe | Washer | Rondelle | D 8 DIN 7349 |
| 5 | ES 308 | 4 | Schraube | Screw | Vis | M 8x20 DIN 7984 |
| 6 | EEA... | 4 | Endschalter (siehe ELEKTRIK) (Seite 030.0400) | Limit switch (look ELEKTRIK) (page 030.0400) | Interrupteur finale (voir ELEKTRIK) (page 030.0400) | |
| 7 | ES 791 | 4 | Schraube | Screw | Vis | M 4x25 DIN 912 |
| 8 | EM 023 | 4 | Mutter | Nut | Ecrou | M 12 DIN 985 |
| 9 | HA4796 | 1 | Anschlag | Stop buffer | Tampon d'arret | |
| 10 | ES 157 | 4 | Schraube (STZS) | Screw (STZS) | Vis (STZS) | M 12x35 DIN 912 |
| 10 | ES 655 | 4 | Schraube (STZY) | Screw (STZY) | Vis (STZY) | M 12x40 DIN 933 |
| 11 | HA4797 | 1 | Anschlag | Stop buffer | Tampon d'arret | |
| 12 | EZ2059 | 2 | Schlauchschelle | Hose clip | Bride de flexible | |
| 13 | HA7143 | 2 | Halterung | Bearer | Support | |
| 14 | ES 853 | 4 | Schraube | Screw | Vis | M 4x16 DIN 912 |
| 15 | EM 026 | 2 | Mutter | Nut | Ecrou | M 8 DIN 985 |
| 16 | HXE2237 | 2 | Anschlag | Stop buffer | Tampon d'arret | |
| 17 | ES1160 | 2 | Schraube | Screw | Vis | M 8x90 DIN 912 |

031.0100

09/2006

PALFINGER CRANE

PK 4501,5001



PALFINGER

PK 4501,5001

Elektroteile
Elektrical parts
Pieces electrique

031.0100

09/2006

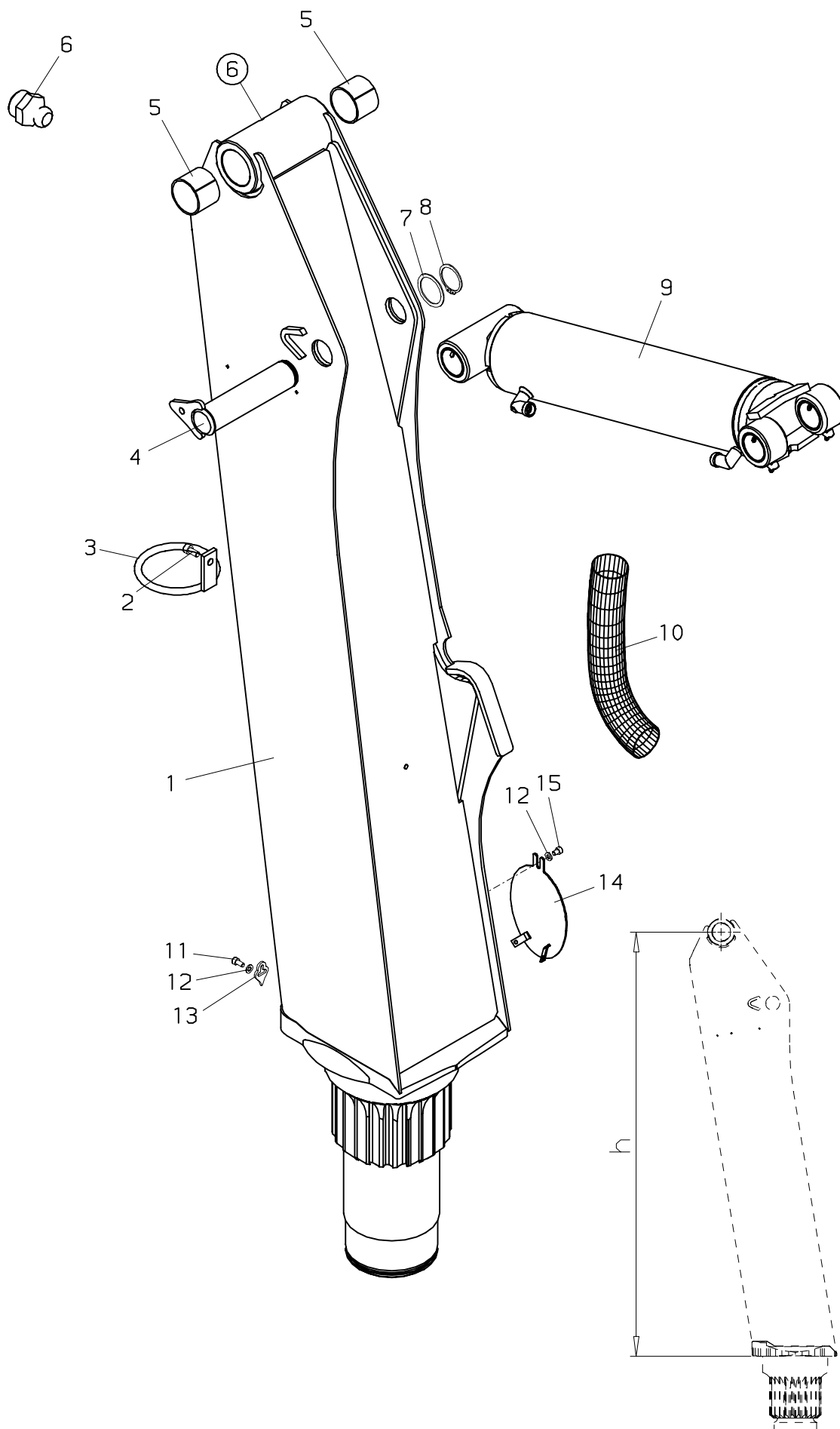
| Nr. No. No. | Ersatzteil Nr. Sparepart no. No Piece de rechange | Stk. Qty. Nbre. | Teilebezeichnung | Description | Nomenclature | Abmessung Dimension Dimension |
|-------------------|--|-----------------------|------------------|-------------|--------------|-------------------------------------|
| | | | | | | |

040.0100

09/2006

PALFINGER CRANE

PK 4501,5001



PALFINGER**PK 4501,5001****Kransäule
Crane column
Colonne****040.0100**

09/2006

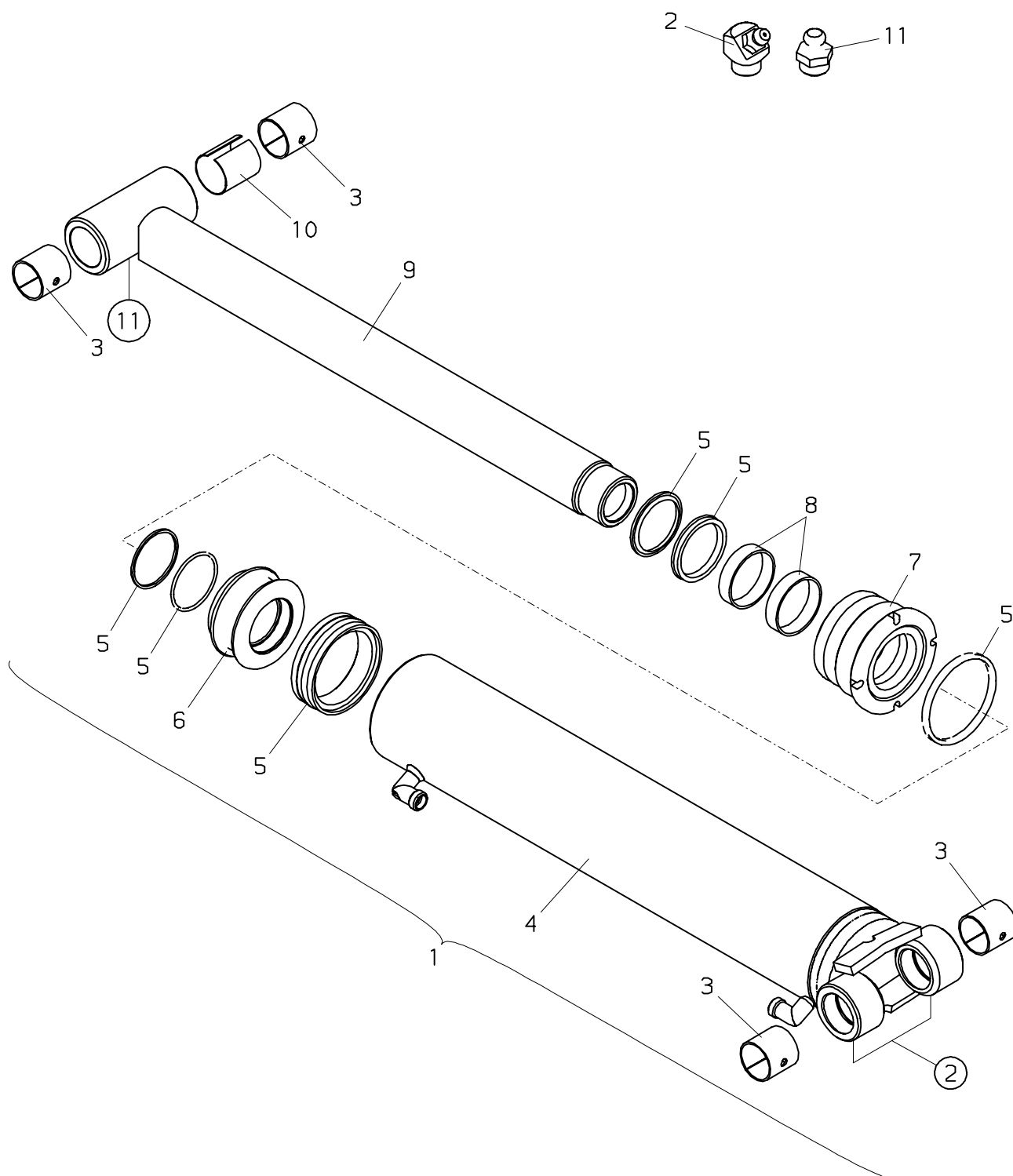
| Nr. No. No. | Ersatzteil Nr. Sparepart no. No Piece de rechange | Stk. Qty. Nbre. | Teilebezeichnung | Description | Nomenclature | Abmessung Dimension Dimension |
|-------------------|--|-----------------------|-----------------------------------|--|--|-------------------------------------|
| 1 | S003S01-A | 1 | Kransäule | Crane column | Colonne | h=1307 mm |
| 2 | ES 264 | 1 | Schraube | Screw | Vis | M 8x16 DIN 912 |
| 3 | HXL 020 | 1 | Schlauchring | Hose ring | Anneau de flexible | d= 100 mm |
| 4 | HI2836 | 1 | Bolzen | Pin | Axe | |
| 5 | ELG 002 | 2 | Lagerbüchse | Bearing bush | Bague de palier | |
| 6 | EA 005 | 1 | Schmiernippel | Grease nipple | Graisser | M 10x1 DIN71412 |
| 7 | HBS1280 | 1 | Distanzscheibe | Distance washer | Douille d'ecartement | 1,5 mm |
| 8 | EQ 036 | 1 | Sicherungsring | Circlip | Circlips | D 40 DIN 471 |
| 9 | UP1552+00001 | 1 | Hubzylinder (Seite 040.0200) | Lifting cylinder (page 040.0200) | Verin de levage (page 040.0200) | |
| 10 | EH 617 | 1 | Schutzschlauch (Schubzylinder) | Protection hose (Boom extensions ram) | Tuyau de protection (Verin d'extension) | D 50x1400 |
| 10 | EH1566 | 1 | Schutzschlauch (F) | Protection hose (F) | Tuyau de protection (F) | D 102x2200 |
| 10 | EH2251 | 1 | Schutzschlauch (Hauptarm) | Protection hose (Main boom) | Tuyau de protection (Bras principal) | D 102x800 |
| 11 | ES1150 | 1 | Schraube | Screw | Vis | M 6x12 DIN 912 |
| 12 | EK 190 | 2 | Scheibe | Washer | Rondelle | D 6 DIN 125 |
| 13 | HT7778 | 1 | Zusammenlegpfeil | Arrow | Flèche | |
| 14 | HXE2960 | 1 | Deckel | Cover | Couvercle | |
| 15 | ES 126 | 1 | Schraube | Screw | Vis | M 6x8 DIN 912 |

040.0200

09/2006

PALFINGER CRANE

PK 4501,5001

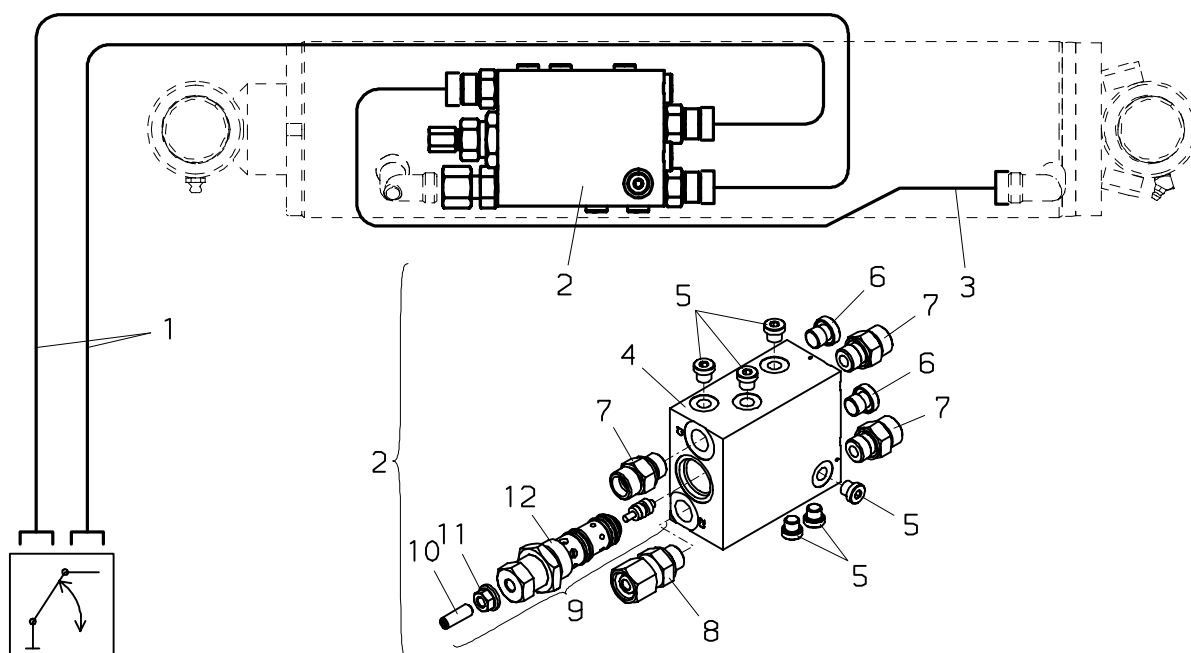


PALFINGER**PK 4501,5001****Hubzylinder
Lifting cylinder
Verin de levage****040.0200**

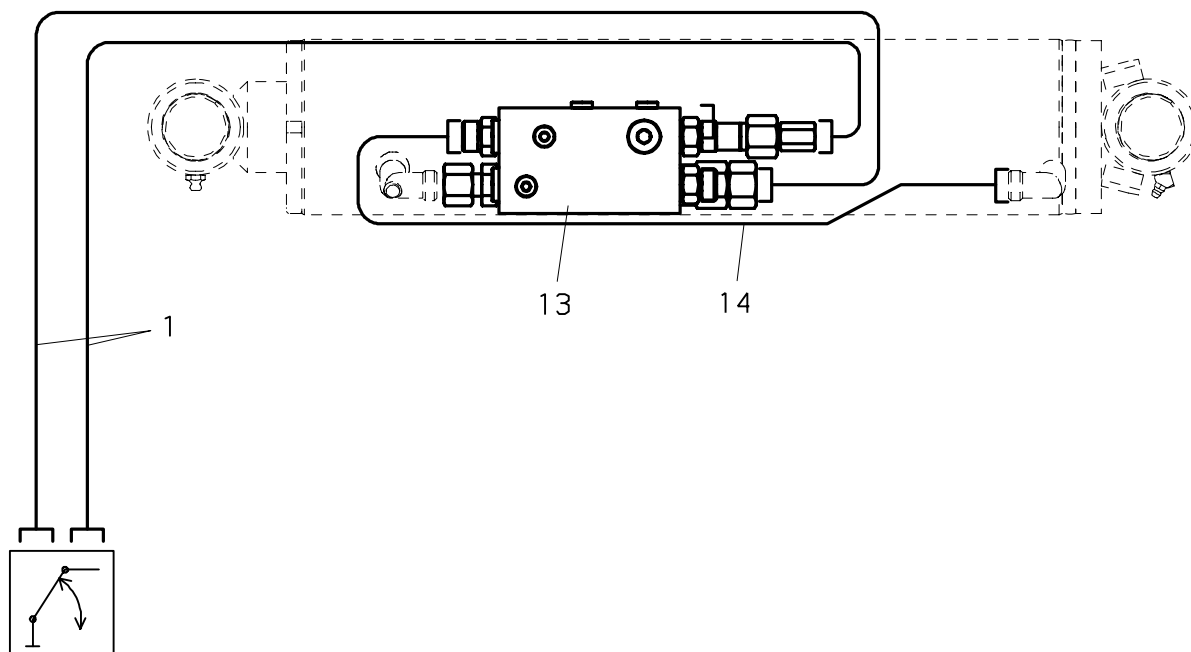
09/2006

| Nr. No. No. | Ersatzteil Nr. Sparepart no. No Piece de rechange | Stk. Qty. Nbre. | Teilebezeichnung | Description | Nomenclature | Abmessung Dimension Dimension |
|-------------------|--|-----------------------|-------------------|------------------|----------------------------|-------------------------------------|
| 1 | UP1552+00001 | 1 | Hubzylinder | Lifting cylinder | Verin de levage | M 10x1 DIN71412 |
| 2 | EA 558 | 2 | Schmiernippel | Grease nipple | Graisser | |
| 3 | ELG 179 | 4 | Lagerbüchse | Bearing bush | Bague de palier | |
| 4 | HY1415 | 1 | Zylinderrohr | Cylinder tube | Cylindre | |
| 5 | TD 626 | 1 | Dichtsatz (+8) | Seal kit (+8) | Pochette de joints (+8) | |
| 6 | HK 186 | 1 | Kolben | Piston | Piston | 65 X 60 X 15 |
| 7 | HV 423 | 1 | Zylindermutter | Cylinder nut | Ecrou de verin | |
| 8 | EG 052 | 2 | Führungsring | Guide ring | Bague de guidage | |
| 9 | HSK1270 | 1 | Kolbenstange | Piston rod | Tige de piston | |
| 10 | HBD 217 | 1 | Distanzbüchse | Distance washer | Douille d'ecartement | |
| 11 | EA 005 | 1 | Schmiernippel | Grease nipple | Graisser | M 10x1 DIN71412 |

PK 4501



PK 5001



PALFINGER**PK 4501,5001**
Verrohrung–Hubzylinder
Pipes–Lifting cylinder
Tuyauter.–Verin de levage
040.0300

05/2007

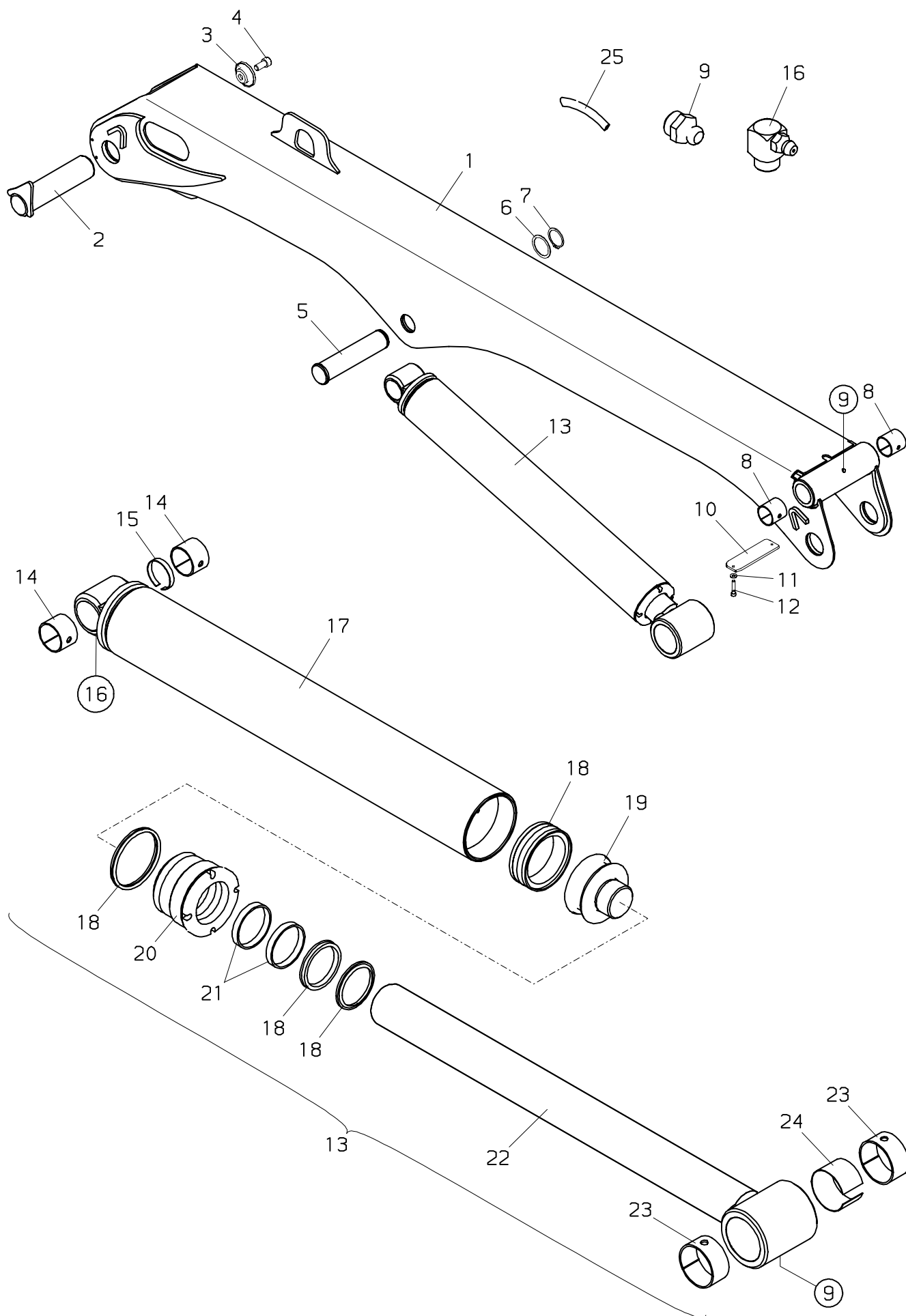
| Nr. No. No. | Ersatzteil Nr. Sparepart no. No Piece de rechange | Stk. Qty. Nbre. | Teilebezeichnung | Description | Nomenclature | Abmessung Dimension Dimension |
|-------------------|--|-----------------------|---------------------------|--------------------------|-------------------------------------|-------------------------------------|
| 1 | EH 764 | 2 | Druckschlauch | Hose | Flexible | NW 8x3650 |
| 2 | UV439–330 | 1 | Lasthalteventil | Load holding valve | Soupape pilote | |
| 3 | HLR 9028 | 1 | Druckleitung | Pipe | Tuyau | D 12 |
| 4 | HG 171 | 1 | Gehäuse | Housing | Carter | |
| 5 | EA 423 | 6 | Verschlußschraube | Looking screw | Boucon m filete | Vsti R 1/8"–Ed |
| 6 | EA 236 | 2 | Verschlußschraube | Locking screw | Boucon m filete | vsti R 1/4" |
| 7 | EA 039 | 3 | Verschraubung | Adaptor | Raccord | GE 12 SR 3/8"ED |
| 8 | EA 201 | 2 | Verschraubung | Adaptor | Raccord | EGE 12S R3/8–ED |
| 9 | EV 612 | 1 | Ventileinsatz | Valve insert | Insert. de soupape | |
| | TD 204 | | Dichtsatz (für EV 612) | Seal kit (for EV 612) | Pochette de joints (pour EV 612) | |
| 10 | ES1036 | 1 | Gewindestift | Winding pin | Vis sans tete | M 8x20 DIN 916 |
| 11 | EM 199 | 1 | Dichtrmutter | Sealing nut | Ecrou etancheite | M 8x1.5 |
| 12 | EV2151 | 1 | Ventileinsatz | Valve insert | Insert. de soupape | |
| 13 | UV500–350 | 1 | Lasthalteventil | Load holding valve | Soupape pilote | |
| 14 | HLR12002 | 1 | Druckleitung | Pipe | Tuyau | D 12 |

050.0100

09/2006

PALFINGER CRANE

PK 4501,5001



PALFINGER**PK 4501,5001****Hauptarm
Main boom
Bras principal****050.0100**

09/2006

| Nr. No. | Ersatzteil Nr. Sparepart no. No Piece de rechange | Stk. Qty. Nbre. | Teilebezeichnung | Description | Nomenclature | Abmessung Dimension Dimension |
|------------|--|-----------------------|-----------------------------|--|------------------------------------|-------------------------------------|
| 1 | S003H01-A | 1 | Hauptarm | Main boom | Bras principal | |
| 2 | HIG 337 | 1 | Bolzen | Pin | Axe | |
| 3 | HD 398 | 1 | Scheibe | Washer | Rondelle | |
| 4 | ES 041 | 1 | Schraube | Screw | Vis | M 12x25 DIN 912 |
| 5 | HI2859 | 1 | Bolzen | Pin | Axe | |
| 6 | HBS1280 | 1 | Distanzscheibe | Distance washer | Douille d'ecartement | 1,5 mm |
| 7 | EQ 036 | 1 | Sicherungsring | Circlip | Circlips | D 40 DIN 471 |
| 8 | ELG 179 | 2 | Lagerbüchse | Bearing bush | Bague de palier | |
| 9 | EA 005 | 2 | Schmiernippel | Grease nipple | Graisser | M 10x1 DIN71412 |
| 10 | HA2189 | 1 | Schlauchhalter | Hose holder | Porte-robinet tuyau | |
| 11 | EK 043 | 2 | Scheibe | Washer | Rondelle | D 6,4 DIN 134 |
| 12 | ES 080 | 2 | Schraube | Screw | Vis | M 6x35 DIN 6912 |
| 13 | UP1553+00001 | 1 | Knickzylinder kpl. | Outer boom ram cpl. | Verin deuxieme bras cpl. | |
| 14 | ELG 004 | 2 | Lagerbüchse | Bearing bush | Bague de palier | |
| 15 | HBD 102 | 1 | Distanzbüchse | Distance washer | Douille d'ecartement | |
| 16 | EA 023 | 1 | Schmiernippel | Grease nipple | Graisser | M 10x1 DIN 7141 |
| 17 | HY1416 | 1 | Zylinderrohr | Cylinder tube | Cylindre | |
| 18 | TD 606 | 1 | Dichtsatz (+21) | Seal kit (+21) | Pochette de joints (+21) | |
| 19 | HK 154 | 1 | Kolben | Piston | Piston | |
| 20 | HV 388 | 1 | Zylindermutter | Cylinder nut | Ecrou de verin | |
| 21 | EG 061 | 2 | Führungsring | Guide ring | Bague de guidage | 65 X 60 X 9,7 |
| 22 | HSK1271 | 1 | Kolbenstange | Piston rod | Tige de piston | |
| 23 | ELG 242 | 2 | Lagerbüchse | Bearing bush | Bague de palier | |
| 24 | HBD 316 | 1 | Distanzbüchse | Distance washer | Douille d'ecartement | |
| 25 | EZ 578 | | Kantenschutz (Meterware) | Edge protection (sold by the meter) | Bordure de protec. (par metres) | 5-8 mm |

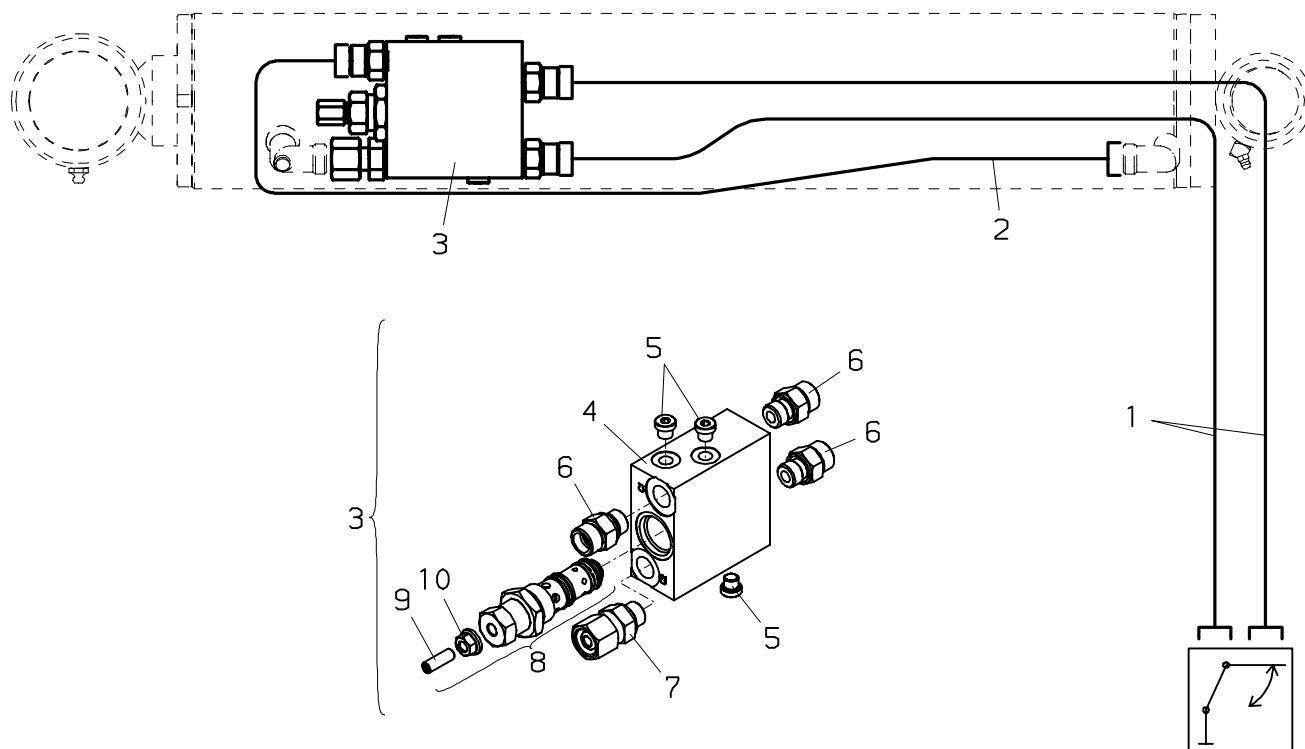
050.0200

09/2006

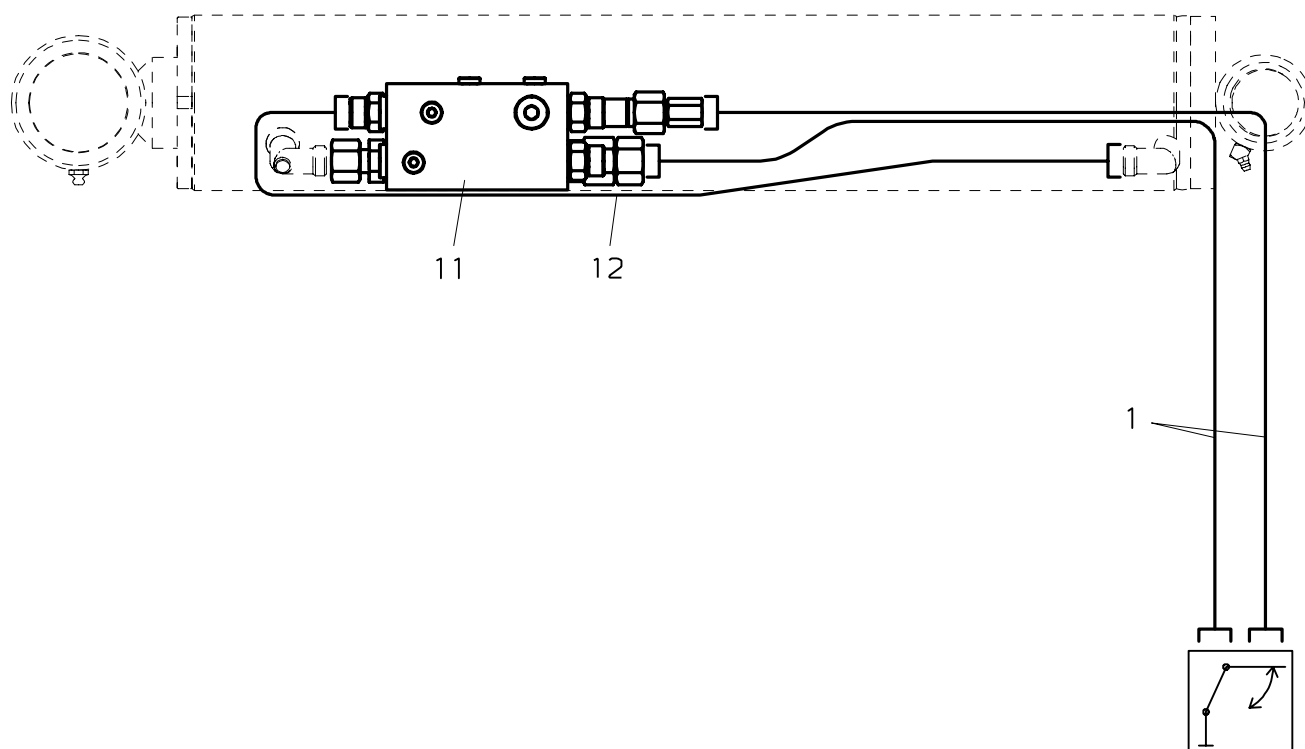
PALFINGER CRANE

PK 4501,5001

PK 4501



PK 5001



PALFINGER**PK 4501,5001****Verrohrung–Knickzylinder
Pipes–Outer boom ram
Tuyauter.–Verin deuxième bras****050.0200**

09/2006

| Nr. No. No. | Ersatzteil Nr. Sparepart no. No Piece de rechange | Stk. Qty. Nbre. | Teilebezeichnung | Description | Nomenclature | Abmessung Dimension Dimension |
|-------------------|--|-----------------------|--|--|---|-------------------------------------|
| 1 | EH 251 | 2 | Druckschlauch | Hose | Flexible | NW 8x4000 |
| 2 | HLR 9029 | 1 | Druckleitung | Pipe | Tuyau | D 12 |
| 3 | UV432–340 | 1 | Lasthalteventil | Load holding valve | Soupape pilote | |
| 4 | HG 172 | 1 | Gehäuse | Housing | Carter | |
| 5 | EA 423 | 3 | Verschlußschraube | Looking screw | Boucon m filete | Vsti R 1/8"–Ed |
| 6 | EA 039 | 3 | Verschraubung | Adaptor | Raccord | GE 12 SR 3/8"ED |
| 7 | EA 201 | 1 | Verschraubung | Adaptor | Raccord | EGE 12S R3/8–ED |
| 8 | EV2151 TD 204 | 1 | Ventileinsatz Dichtsatz (für EV2151) | Valve insert Seal kit (for EV2151) | Insert. de soupape Pochette de joints (pour EV2151) | |
| 9 | ES1036 | 1 | Gewindestift | Winding pin | Vis sans tete | M 8x20 DIN 916 |
| 10 | EM 199 | 1 | Dichtmutter | Sealing nut | Ecrou etancheite | M 8x1.5 |
| 11 | UV500–350 | 1 | Lasthalteventil | Load holding valve | Soupape pilote | |
| 12 | HLR12003 | 1 | Druckleitung | Pipe | Tuyau | D 12 |

060.0100

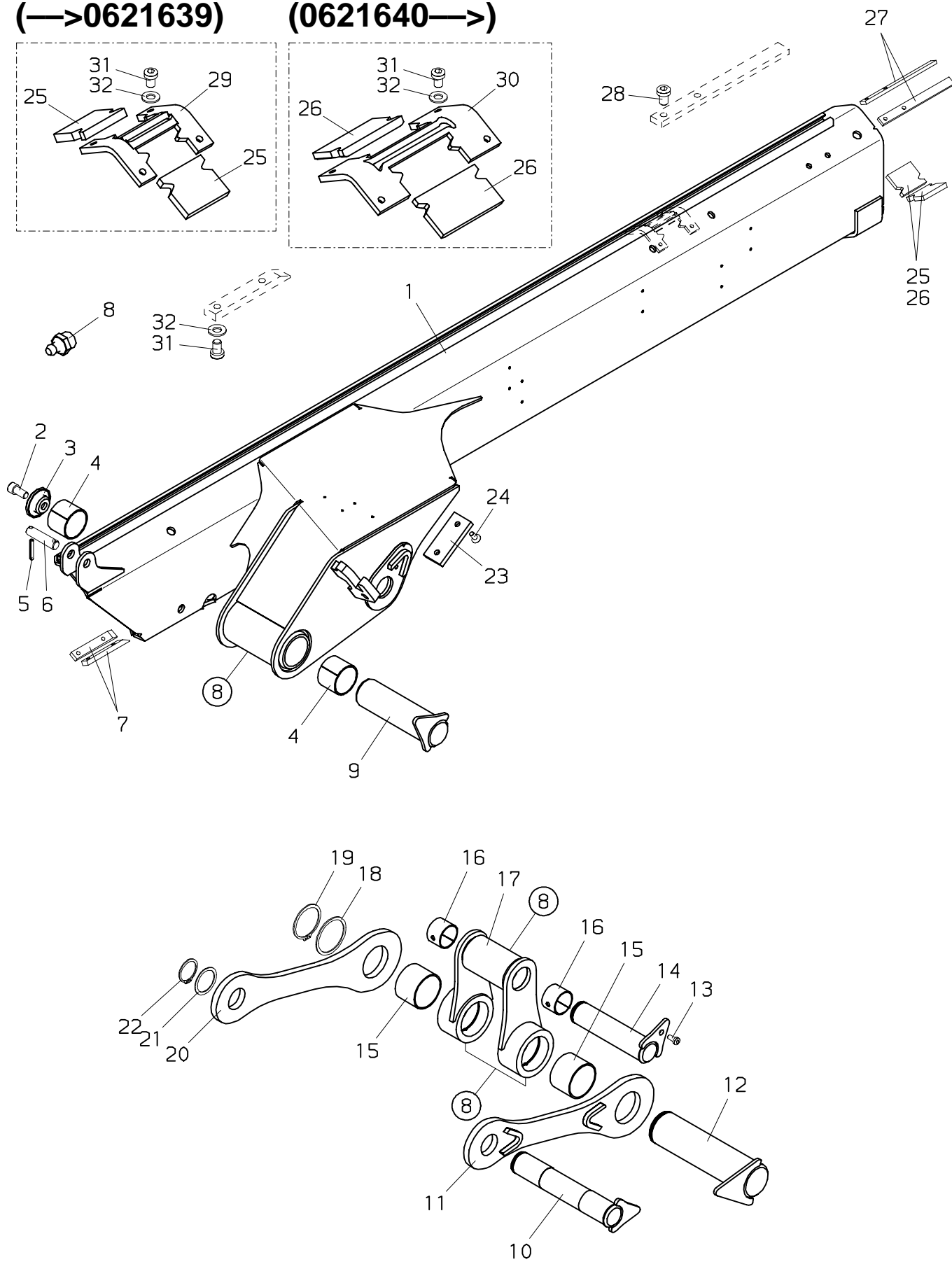
09/2006

PALFINGER CRANE

PK 4501,5001

(—>0621639)

(0621640—>)



PALFINGER**PK 4501,5001****Knickarm
Outer boom
Deuxieme bras****060.0100**

09/2006

| Nr. No. No. | Ersatzteil Nr. Sparepart no. No Piece de rechange | Stk. Qty. Nbre. | Teilebezeichnung | Description | Nomenclature | Abmessung Dimension Dimension |
|-------------------|--|-----------------------|-----------------------|-------------------|----------------------|-------------------------------------|
| 1 | S104K01-A | 1 | Knickarm | Outer boom | Deuxieme bras | M 12x25 DIN 912 |
| 2 | ES 041 | 1 | Schraube | Screw | Vis | |
| 3 | HD 398 | 1 | Scheibe | Washer | Rondelle | |
| 4 | ELG 002 | 2 | Lagerbüchse | Bearing bush | Bague de palier | D 6x40 DIN 1481 |
| 5 | EQ 056 | 2 | Spannstift | Roll pin | Goupille mecan. | |
| 6 | HI 513 | 1 | Bolzen | Pin | Axe | |
| 7 | HTR 659 | 2 | Gleitpaket | Guide block | Patin de guidage | 8 mm |
| 7 | HTR 837 | 2 | Gleitpaket | Guide block | Patin de guidage | 6 mm |
| 7 | HTR1024 | 2 | Gleitpaket | Guide block | Patin de guidage | 10 mm |
| 8 | EA 005 | 4 | Schmiernippel | Grease nipple | Graisser | M 10x1 DIN71412 |
| 9 | HIG 691 | 1 | Bolzen | Pin | Axe | |
| 10 | HI2834 | 1 | Bolzen | Pin | Axe | |
| 11 | HHK 321 | 1 | Kniehebel | Lever | Levier | M 8x16 DIN 7984 |
| 12 | HI2835 | 1 | Bolzen | Pin | Axe | |
| 13 | ES 051 | 1 | Schraube | Screw | Vis | |
| 14 | HI2836 | 1 | Bolzen | Pin | Axe | 2,0 mm |
| 15 | HBK 073 | 2 | Lagerbüchse | Bearing bush | Bague de palier | |
| 16 | ELG 004 | 2 | Lagerbüchse | Bearing bush | Bague de palier | |
| 17 | HHK 319 | 1 | Kniehebel (+15,16) | Lever (+15,16) | Levier (+15,16) | D 60 DIN 471 |
| 18 | HBS 880 | 1 | Distanzscheibe | Distance washer | Douille d'ecartement | |
| 19 | EQ 083 | 1 | Sicherungsring | Circlip | Circlips | |
| 20 | HHK 320 | 1 | Kniehebel | Lever | Levier | 1,5 mm |
| 21 | HBS1280 | 1 | Distanzscheibe | Distance washer | Douille d'ecartement | |
| 22 | EQ 036 | 1 | Sicherungsring | Circlip | Circlips | |
| 23 | HTR3920 | 1 | Anschlag | Stop buffer | Tampon d'arret | 10 mm |
| 23 | HTR3921 | 1 | Anschlag | Stop buffer | Tampon d'arret | 12 mm |
| 23 | HTR3922 | 1 | Anschlag | Stop buffer | Tampon d'arret | 13 mm |
| 23 | HTR3923 | 1 | Anschlag | Stop buffer | Tampon d'arret | 14 mm |
| 23 | HTR3924 | 1 | Anschlag | Stop buffer | Tampon d'arret | 8 mm |
| 23 | HTR3956 | 1 | Anschlag | Stop buffer | Tampon d'arret | 15 mm |
| 23 | HTR3957 | 1 | Anschlag | Stop buffer | Tampon d'arret | 16 mm |
| 23 | HTR3958 | 1 | Anschlag | Stop buffer | Tampon d'arret | 18 mm |
| 23 | HTR3959 | 1 | Anschlag | Stop buffer | Tampon d'arret | 20 mm |
| 24 | ES 109 | 2 | Schraube | Screw | Vis | M 8x20 DIN 7991 |
| 24 | ES 297 | 2 | Schraube | Screw | Vis | M 8x25 DIN 7991 |
| 25 | HF 834 | 4 | Gleitpaket | Guide block | Patin de guidage | 8 mm l=55 mm |
| 25 | HF 835 | 4 | Gleitpaket | Guide block | Patin de guidage | 9 mm l=55 mm |
| 25 | HF 836 | 4 | Gleitpaket | Guide block | Patin de guidage | 10 mm l=55 mm |
| 25 | HF 837 | 4 | Gleitpaket | Guide block | Patin de guidage | 11 mm l=55 mm |
| 25 | HF 838 | 4 | Gleitpaket | Guide block | Patin de guidage | 12 mm l=55 mm |
| 25 | HF 839 | 4 | Gleitpaket | Guide block | Patin de guidage | 13 mm l=55 mm |
| 26 | HF 834A | 4 | Gleitpaket | Guide block | Patin de guidage | 8 mm l=80 mm |
| 26 | HF 835A | 4 | Gleitpaket | Guide block | Patin de guidage | 9 mm l=80 mm |
| 26 | HF 836A | 4 | Gleitpaket | Guide block | Patin de guidage | 10 mm l=80 mm |
| 26 | HF 837A | 4 | Gleitpaket | Guide block | Patin de guidage | 11 mm l=80 mm |
| 26 | HF 838A | 4 | Gleitpaket | Guide block | Patin de guidage | 12 mm l=80 mm |

PALFINGER**PK 4501,5001****Knickarm
Outer boom
Deuxieme bras****060.0100**

09/2006

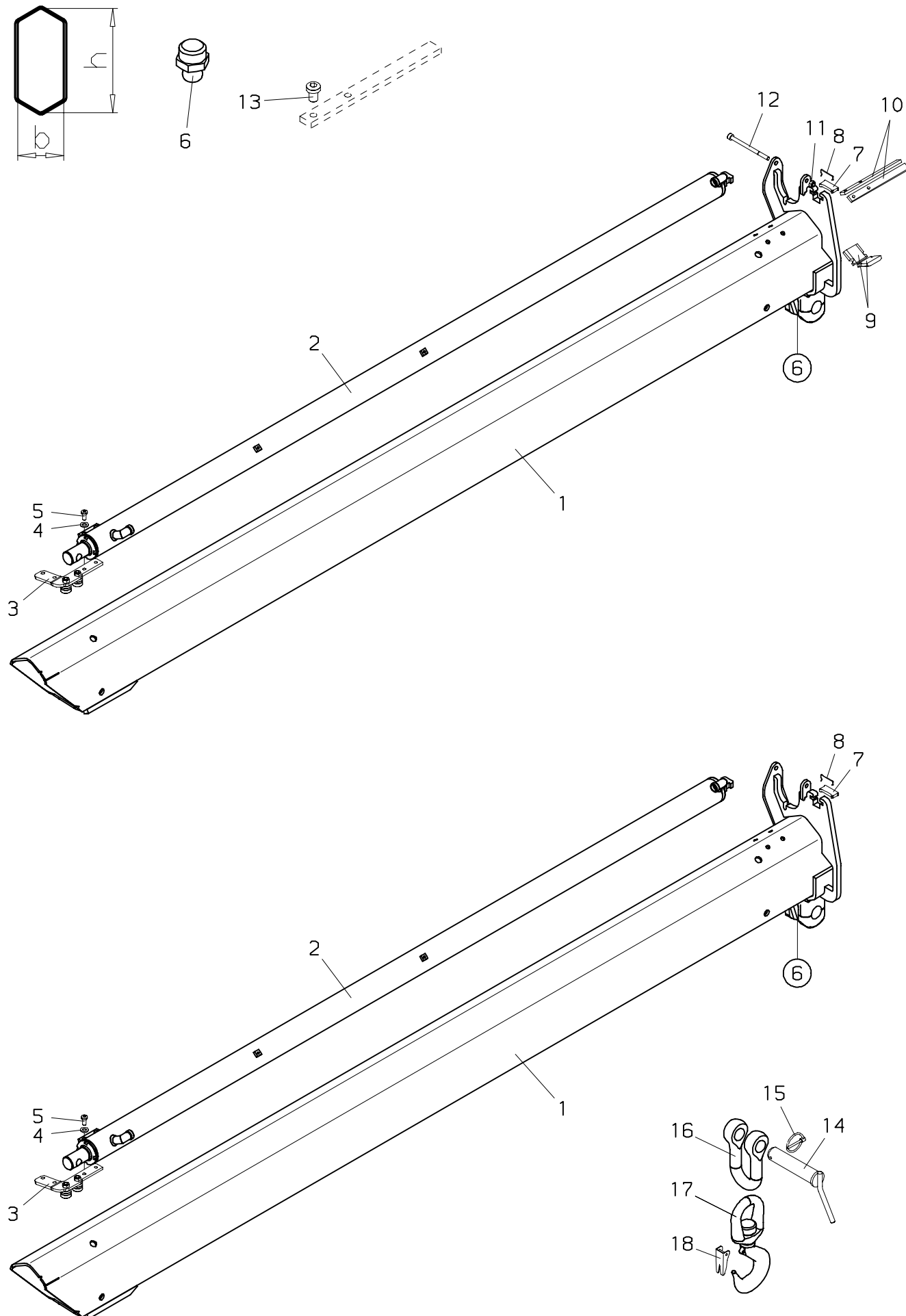
| Nr. No. No. | Ersatzteil Nr. Sparepart no. No Piece de rechange | Stk. Qty. Nbre. | Teilebezeichnung | Description | Nomenclature | Abmessung Dimension Dimension |
|-------------------|--|-----------------------|------------------|-------------|------------------|-------------------------------------|
| 26 | HF 839A | 4 | Gleitpaket | Guide block | Patin de guidage | 13 mm l=80 mm |
| 27 | HTR2951 | 2 | Gleitpaket | Guide block | Patin de guidage | 6 mm |
| 27 | HTR2952 | 2 | Gleitpaket | Guide block | Patin de guidage | 8 mm |
| 27 | HTR2953 | 2 | Gleitpaket | Guide block | Patin de guidage | 10 mm |
| 27 | HTR2982 | 2 | Gleitpaket | Guide block | Patin de guidage | 1 mm |
| 28 | ES1082 | 4 | Schraube | Screw | Vis | M 8x12 DIN 7984 |
| 28 | ES1089 | 4 | Schraube | Screw | Vis | M 8x10 DIN 7984 |
| 29 | HA3302 | 1 | Halterung | Bearer | Support | |
| 30 | HA3302A | 1 | Halterung | Bearer | Support | |
| 31 | ES1082 | 8 | Schraube | Screw | Vis | M 8x12 DIN 7984 |
| 32 | EK 003 | 8 | Scheibe | Washer | Rondelle | D 8 DIN 125 |

070.0100

09/2006

PALFINGER CRANE

PK 4501,5001



PALFINGER**PK 4501,5001****Schubarm 1
Boom extension 1
Extension 1****070.0100**

09/2006

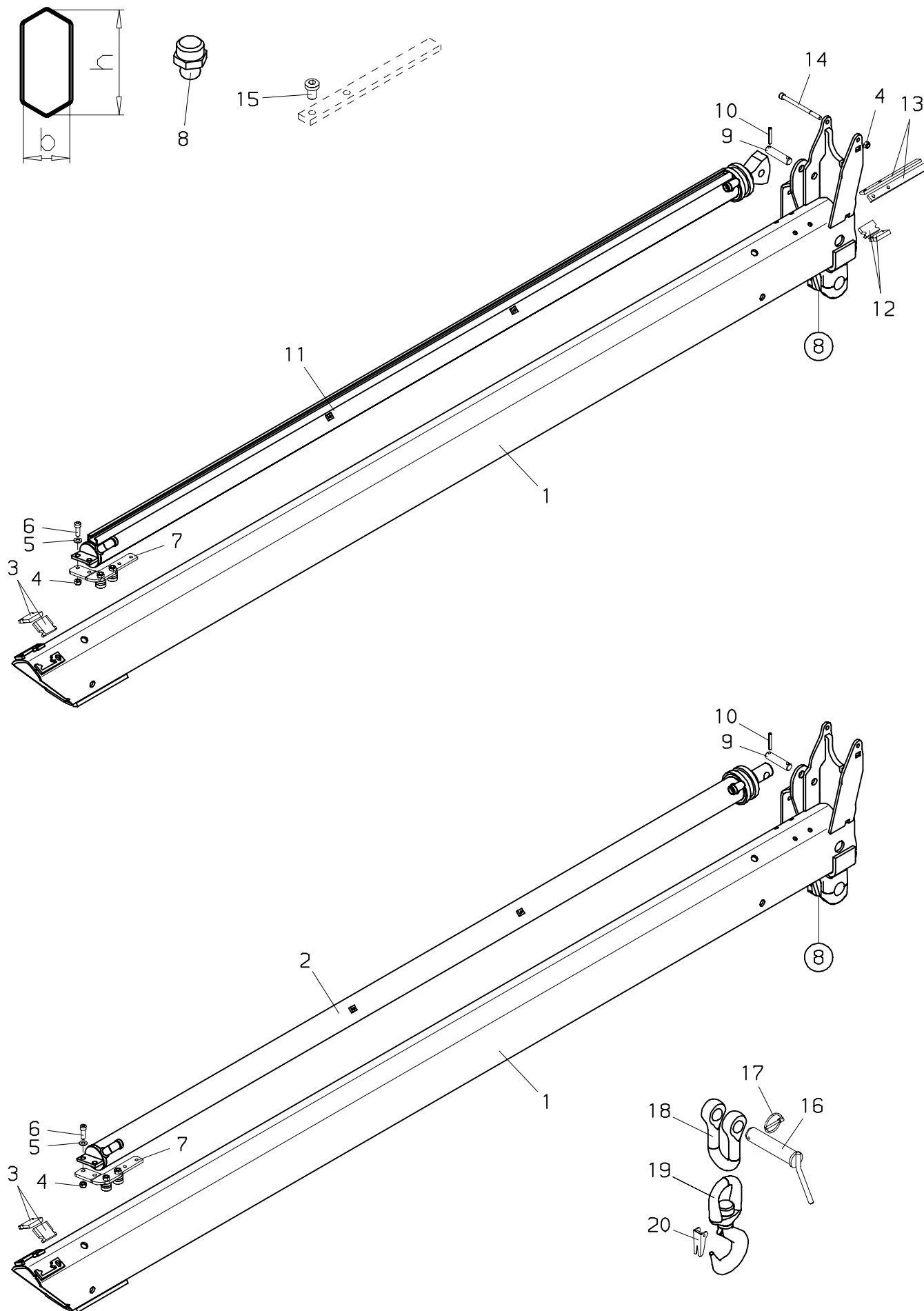
| Nr. No. | Ersatzteil Nr. Sparepart no. No Piece de rechange | Stk. Qty. Nbres. | Teilebezeichnung | Description | Nomenclature | Abmessung Dimension Dimension |
|------------|--|------------------------|-------------------------------------|---------------------------------------|--|-------------------------------------|
| 1 | S104T01-A | 1 | Schubarm 1 | Boom extension 1 | Extension 1 | 188x100 mm |
| 2 | UP1558A | 1 | Schubzylinder 1 (Seite 070.0500) | Boom extens. ram 1 (page 070.0500) | Verin d'extension 1 (page 070.0500) | |
| 3 | HXE1853A | 1 | Zylinderführung | Cylinder guide | Verin de guidage | |
| 4 | EK 003 | 2 | Scheibe | Washer | Rondelle | D 8 DIN 125 |
| 5 | ES 051 | 2 | Schraube | Screw | Vis | M 8x16 DIN 7984 |
| 6 | EA 005 | 1 | Schmiernippel | Grease nipple | Graisser | M 10x1 DIN71412 |
| 7 | HT1040 | 1 | Halterung | Bearer | Support | |
| 8 | EF 144 | 1 | Feder | Feather | Ressort | |
| 9 | HF 829 | 2 | Gleitpaket | Guide block | Patin de guidage | 8 mm l=40 mm |
| 9 | HF 830 | 2 | Gleitpaket | Guide block | Patin de guidage | 9 mm l=40 mm |
| 9 | HF 831 | 2 | Gleitpaket | Guide block | Patin de guidage | 10 mm l=40 mm |
| 9 | HF 832 | 2 | Gleitpaket | Guide block | Patin de guidage | 11 mm l=40 mm |
| 9 | HF 833 | 2 | Gleitpaket | Guide block | Patin de guidage | 12 mm l=40 mm |
| 10 | HTR2951 | 2 | Gleitpaket | Guide block | Patin de guidage | 6 mm |
| 10 | HTR2952 | 2 | Gleitpaket | Guide block | Patin de guidage | 8 mm |
| 10 | HTR2953 | 2 | Gleitpaket | Guide block | Patin de guidage | 10 mm |
| 10 | HTR2982 | 2 | Gleitpaket | Guide block | Patin de guidage | 1 mm |
| 11 | EM 026 | 1 | Mutter | Nut | Ecrou | M 8 DIN 985 |
| 12 | ES1163 | 1 | Schraube | Screw | Vis | M 8x110 DIN 912 |
| 13 | ES1082 | 4 | Schraube | Screw | Vis | M 8x12 DIN 7984 |
| 13 | ES1089 | 4 | Schraube | Screw | Vis | M 8x10 DIN 7984 |
| 14 | HIS 008 | 1 | Steckbolzen | Pin | Axe | l=135 mm |
| 15 | EQ 042 | 1 | Klappsplint | Split pin | Goupille | D 4,5 DIN 11023 |
| 16 | HXL 010 | 1 | Schäkel | Shackle | Manille | 10 t |
| 17 | EZ1422 | 1 | Lasthaken (+18) | Crane hook (+18) | Crochet de charge (+18) | 5,4 t |
| 17 | EZ1600 | 1 | Lasthaken (+18) | Crane hook (+18) | Crochet de charge (+18) | 8,0 t |
| 18 | EZ1423 | 1 | Hakensicherung (für EZ1422) | Safety latch (for EZ1422) | Plaque de surete (pour EZ1422) | |
| 18 | EZ1599 | 1 | Hakensicherung (für EZ1600) | Safety latch (for EZ1600) | Plaque de surete (pour EZ1600) | |

070.0200

05/2007

PALFINGER CRANE

PK 4501,5001



PALFINGER**PK 4501,5001****Schubarm 2
Boom extension 2
Extension 2****070.0200**

05/2007

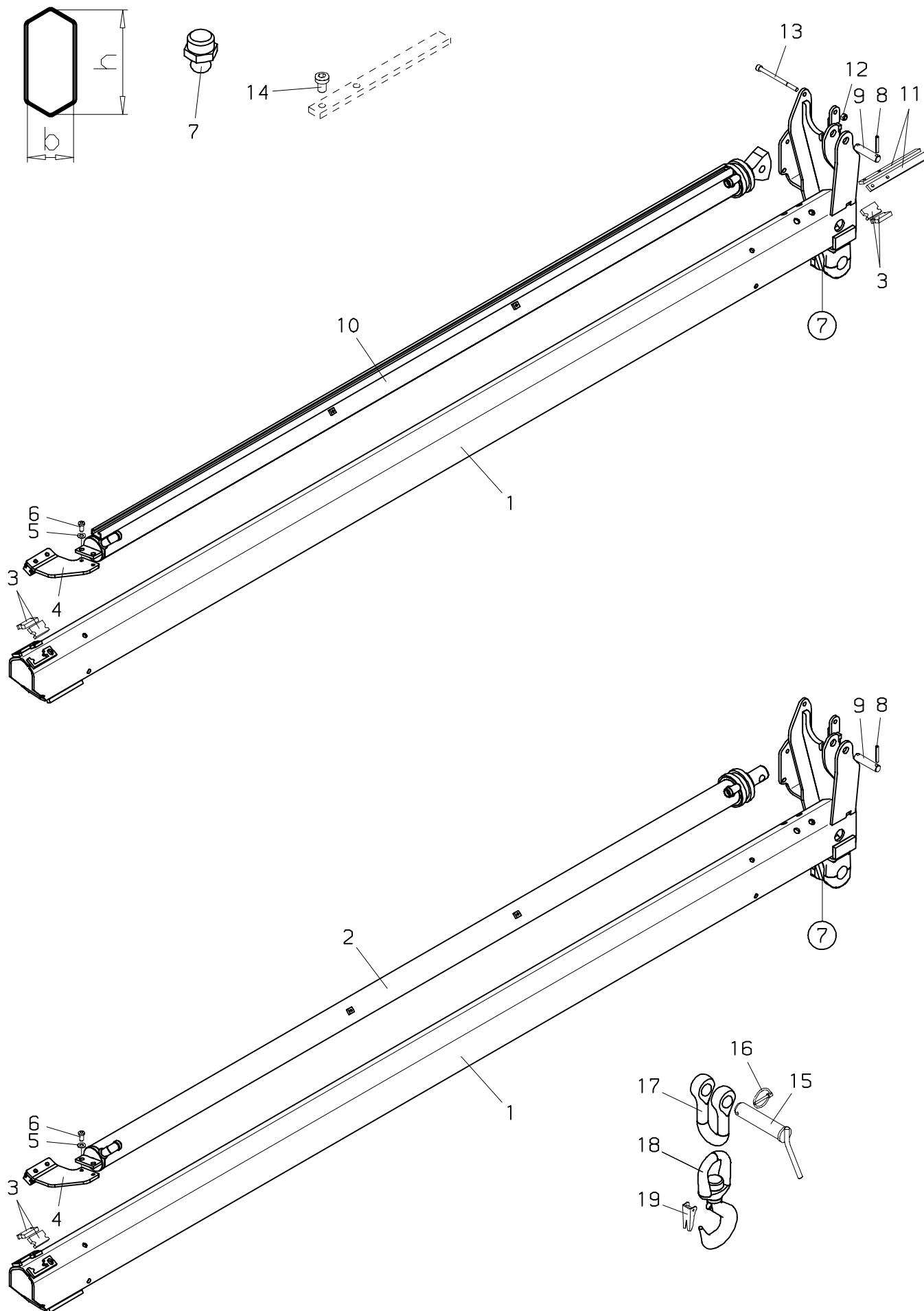
| Nr. No. No. | Ersatzteil Nr. Sparepart no. No Piece de rechange | Stk. Qty. Nbre. | Teilebezeichnung | Description | Nomenclature | Abmessung Dimension Dimension |
|-------------------|--|-----------------------|--|--|---|-------------------------------------|
| 1 | S104T02-A | 1 | Schubarm 2 | Boom extension 2 | Extension 2 | 155x81 mm |
| 2 | UP1559+00001 | 1 | Schubzylinder 2 (Seite 070.0500) | Boom extension ram 2 (page 070.0500) | Verin d'extension 2 (page 070.0500) | |
| 3 | HF 829 | 2 | Gleitpaket | Guide block | Patin de guidage | 8 mm l=40 mm |
| 3 | HF 830 | 2 | Gleitpaket | Guide block | Patin de guidage | 9 mm l=40 mm |
| 3 | HF 831 | 2 | Gleitpaket | Guide block | Patin de guidage | 10 mm l=40 mm |
| 3 | HF 832 | 2 | Gleitpaket | Guide block | Patin de guidage | 11 mm l=40 mm |
| 3 | HF 833 | 2 | Gleitpaket | Guide block | Patin de guidage | 12 mm l=40 mm |
| 4 | EM 026 | 3 | Mutter | Nut | Ecrou | M 8 DIN 985 |
| 5 | EK 003 | 2 | Scheibe | Washer | Rondelle | D 8 DIN 125 |
| 6 | ES 006 | 2 | Schraube | Screw | Vis | M 8x25 DIN 912 |
| 7 | HXE1853A | 1 | Zylinderführung | Cylinder guide | Verin de guidage | |
| 8 | EA 005 | 1 | Schmiernippel | Grease nipple | Graisser | M 10x1 DIN71412 |
| 9 | HI 513 | 1 | Bolzen | Pin | Axe | |
| 10 | EQ 056 | 2 | Spannstift | Roll pin | Goupille mecan. | D 6x40 DIN 1481 |
| 11 | UP1560+00001 | 1 | Schubzylinder 2 (—>100065362) (Seite 070.0500) | Boom extension ram 2 (—>100065362) (page 070.0500) | Verin d'extension 2 (—>100065362) (page 070.0500) | |
| 11 | UP1560A | 1 | Schubzylinder 2 (100065363—>) (Seite 070.0500) | Boom extension ram 2 (100065363—>) (page 070.0500) | Verin d'extension 2 (100065363—>) (page 070.0500) | |
| 12 | HF 824 | 2 | Gleitpaket | Guide block | Patin de guidage | 8 mm l=40mm |
| 12 | HF 825 | 2 | Gleitpaket | Guide block | Patin de guidage | 9 mm l=40mm |
| 12 | HF 826 | 2 | Gleitpaket | Guide block | Patin de guidage | 10 mm l=40mm |
| 12 | HF 827 | 2 | Gleitpaket | Guide block | Patin de guidage | 11 mm l=40mm |
| 12 | HF 828 | 2 | Gleitpaket | Guide block | Patin de guidage | 12 mm l=40mm |
| 13 | HTR2951 | 2 | Gleitpaket | Guide block | Patin de guidage | 6 mm |
| 13 | HTR2952 | 2 | Gleitpaket | Guide block | Patin de guidage | 8 mm |
| 13 | HTR2953 | 2 | Gleitpaket | Guide block | Patin de guidage | 10 mm |
| 13 | HTR2982 | 2 | Gleitpaket | Guide block | Patin de guidage | 1 mm |
| 14 | ES1163 | 1 | Schraube | Screw | Vis | M 8x110 DIN 912 |
| 15 | ES1082 | 4 | Schraube | Screw | Vis | M 8x12 DIN 7984 |
| 15 | ES1089 | 4 | Schraube | Screw | Vis | M 8x10 DIN 7984 |
| 16 | HIS 008 | 1 | Steckbolzen | Pin | Axe | l=135 mm |
| 17 | EQ 042 | 1 | Klappsplint | Split pin | Goupille | D 4,5 DIN 11023 |
| 18 | HXL 010 | 1 | Schäkel | Shackle | Manille | 10 t |
| 19 | EZ1422 | 1 | Lasthaken (+20) | Crane hook (+20) | Crochet de charge (+20) | 5,4 t |
| 19 | EZ1600 | 1 | Lasthaken (+20) | Crane hook (+20) | Crochet de charge (+20) | 8,0 t |
| 20 | EZ1423 | 1 | Hakensicherung (für EZ1422) | Safety latch (for EZ1422) | Plaque de surete (pour EZ1422) | |
| 20 | EZ1599 | 1 | Hakensicherung (für EZ1600) | Safety latch (for EZ1600) | Plaque de surete (pour EZ1600) | |

070.0300

05/2007

PALFINGER CRANE

PK 4501,5001



PALFINGER**PK 4501,5001****Schubarm 3
Boom extension 3
Extension 3****070.0300**

05/2007

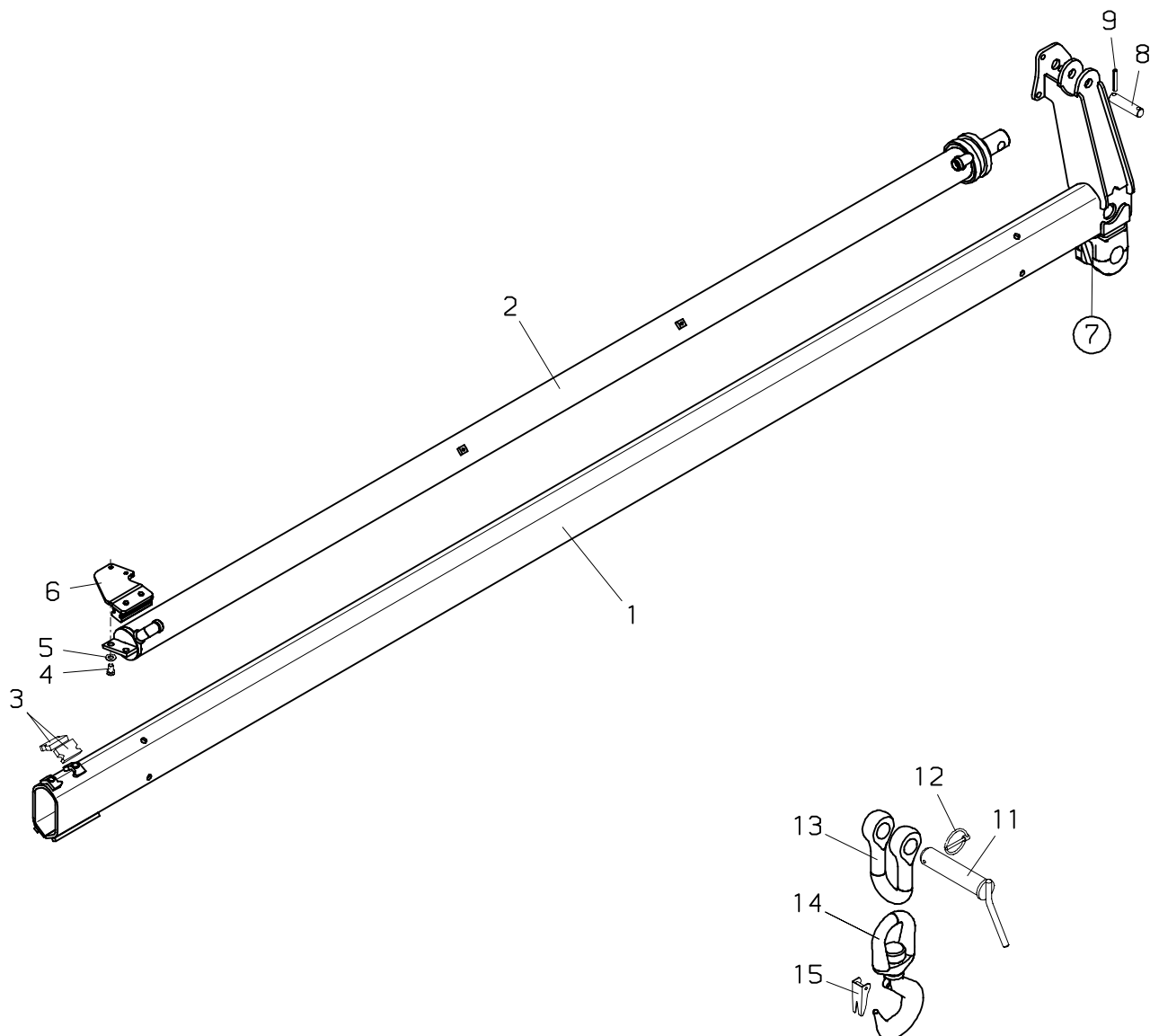
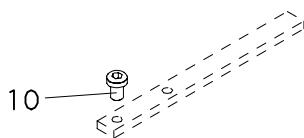
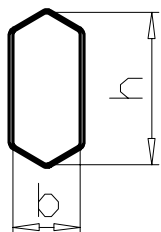
| Nr. No. No. | Ersatzteil Nr. Sparepart no. No Piece de rechange | Stk. Qty. Nbre. | Teilebezeichnung | Description | Nomenclature | Abmessung Dimension Dimension |
|-------------------|--|-----------------------|--|--|---|-------------------------------------|
| 1 | S104T03-A | 1 | Schubarm 3 | Boom extension 3 | Extension 3 | 123x64 mm |
| 2 | UP1559+00001 | 1 | Schubzylinder 3 (Seite 070.0500) | Boom extension ram 3 (page 070.0500) | Verin d'extension 3 (page 070.0500) | |
| 3 | HF 824 | 4 | Gleitpaket | Guide block | Patin de guidage | 8 mm l=40mm |
| 3 | HF 825 | 4 | Gleitpaket | Guide block | Patin de guidage | 9 mm l=40mm |
| 3 | HF 826 | 4 | Gleitpaket | Guide block | Patin de guidage | 10 mm l=40mm |
| 3 | HF 827 | 4 | Gleitpaket | Guide block | Patin de guidage | 11 mm l=40mm |
| 3 | HF 828 | 4 | Gleitpaket | Guide block | Patin de guidage | 12 mm l=40mm |
| 4 | HXE1854A | 1 | Zylinderführung | Cylinder guide | Verin de guidage | |
| 5 | EK 003 | 2 | Scheibe | Washer | Rondelle | D 8 DIN 125 |
| 6 | ES 051 | 2 | Schraube | Screw | Vis | M 8x16 DIN 7984 |
| 7 | EA 005 | 1 | Schmiernippel | Grease nipple | Graisseur | M 10x1 DIN71412 |
| 8 | EQ 056 | 2 | Spannstift | Roll pin | Goupille mecan. | D 6x40 DIN 1481 |
| 9 | HI 513 | 1 | Bolzen | Pin | Axe | |
| 10 | UP1560+00001 | 1 | Schubzylinder 3 (—>100065362) (Seite 070.0500) | Boom extension ram 3 (—>100065362) (page 070.0500) | Verin d'extension 3 (—>100065362) (page 070.0500) | |
| 10 | UP1560A | 1 | Schubzylinder 3 (100065363—>) (Seite 070.0500) | Boom extension ram 3 (100065363—>) (page 070.0500) | Verin d'extension 3 (100065363—>) (page 070.0500) | |
| 11 | HTR2951 | 2 | Gleitpaket | Guide block | Patin de guidage | 6 mm |
| 11 | HTR2952 | 2 | Gleitpaket | Guide block | Patin de guidage | 8 mm |
| 11 | HTR2953 | 2 | Gleitpaket | Guide block | Patin de guidage | 10 mm |
| 11 | HTR2982 | 2 | Gleitpaket | Guide block | Patin de guidage | 1 mm |
| 12 | EM 026 | 1 | Mutter | Nut | Ecrou | M 8 DIN 985 |
| 13 | ES1163 | 1 | Schraube | Screw | Vis | M 8x110 DIN 912 |
| 14 | ES1082 | 4 | Schraube | Screw | Vis | M 8x12 DIN 7984 |
| 14 | ES1089 | 4 | Schraube | Screw | Vis | M 8x10 DIN 7984 |
| 15 | HIS 008 | 1 | Steckbolzen | Pin | Axe | l=135 mm |
| 16 | EQ 042 | 1 | Klappsplint | Split pin | Goupille | D 4,5 DIN 11023 |
| 17 | HXL 010 | 1 | Schäkel | Shackle | Manille | 10 t |
| 18 | EZ1422 | 1 | Lasthaken (+19) | Crane hook (+19) | Crochet de charge (+19) | 5,4 t |
| 18 | EZ1600 | 1 | Lasthaken (+19) | Crane hook (+19) | Crochet de charge (+19) | 8,0 t |
| 19 | EZ1423 | 1 | Hakensicherung (für EZ1422) | Safety latch (for EZ1422) | Plaque de surete (pour EZ1422) | |
| 19 | EZ1599 | 1 | Hakensicherung (für EZ1600) | Safety latch (for EZ1600) | Plaque de surete (pour EZ1600) | |

070.0400

03/2008

PALFINGER CRANE

PK 4501,5001



PALFINGER**PK 4501,5001****Schubarm 4
Boom extension 4
Extension 4****070.0400**

03/2008

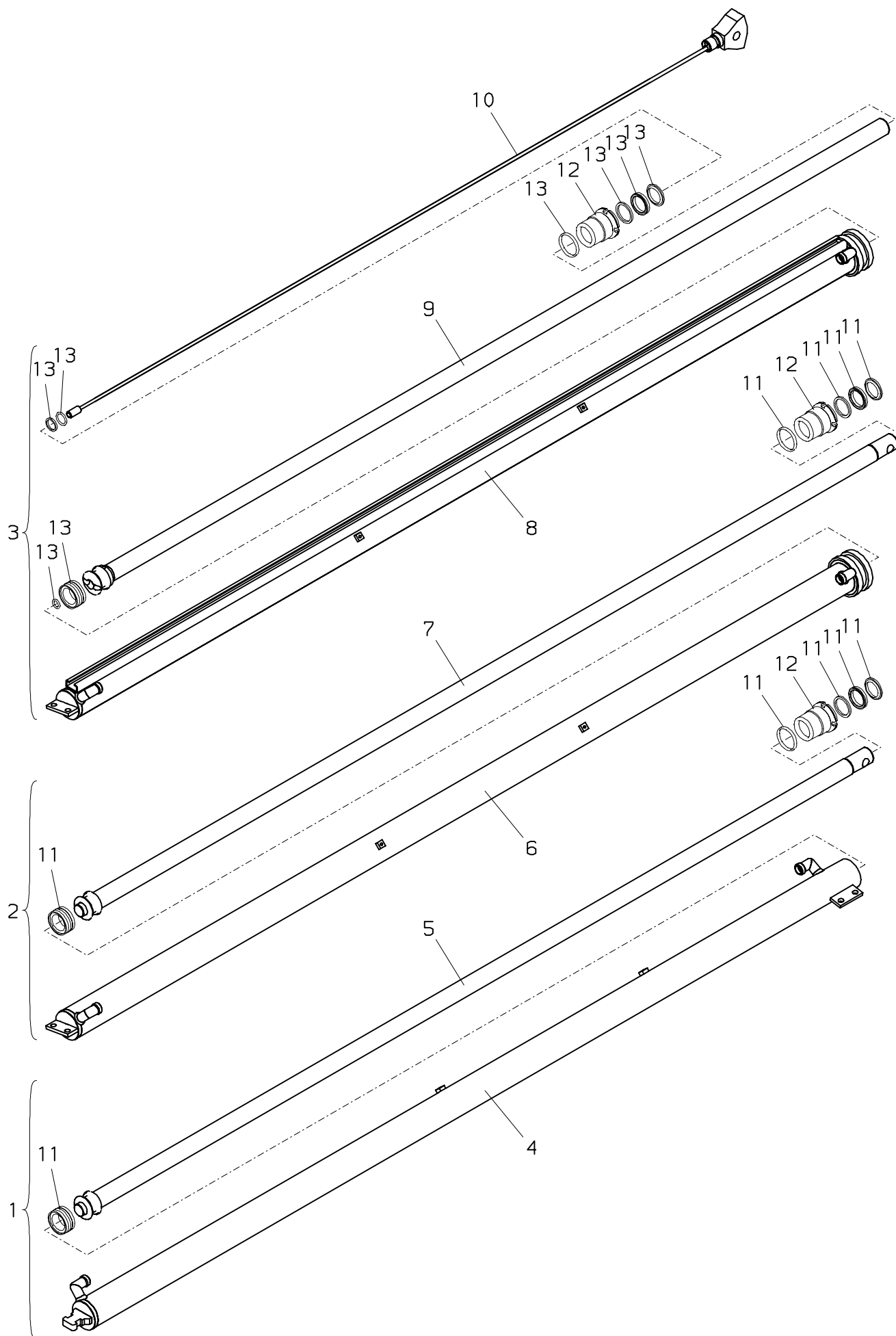
| Nr. No. No. | Ersatzteil Nr. Sparepart no. No Piece de rechange | Stk. Qty. Nbre. | Teilebezeichnung | Description | Nomenclature | Abmessung Dimension Dimension |
|-------------------|--|-----------------------|-------------------------------------|---|--|-------------------------------------|
| 1 | S104T04-A | 1 | Schubarm 4 | Boom extension 4 | Extension 4 | 93x47 mm |
| 2 | UP1559+00001 | 1 | Schubzylinder 4 (Seite 070.0500) | Boom extension ram 4 (page 070.0500) | Verin d'extension 4 (page 070.0500) | |
| 3 | HF 824 | 2 | Gleitpaket | Guide block | Patin de guidage | 8 mm l=40mm |
| 3 | HF 825 | 2 | Gleitpaket | Guide block | Patin de guidage | 9 mm l=40mm |
| 3 | HF 826 | 2 | Gleitpaket | Guide block | Patin de guidage | 10 mm l=40mm |
| 3 | HF 827 | 2 | Gleitpaket | Guide block | Patin de guidage | 11 mm l=40mm |
| 3 | HF 828 | 2 | Gleitpaket | Guide block | Patin de guidage | 12 mm l=40mm |
| 4 | ES1082 | 2 | Schraube | Screw | Vis | M 8x12 DIN 7984 |
| 5 | EK 003 | 2 | Scheibe | Washer | Rondelle | D 8 DIN 125 |
| 6 | HXE1855A | 1 | Zylinderführung | Cylinder guide | Verin de guidage | |
| 7 | EA 005 | 1 | Schmiernippel | Grease nipple | Graisser | M 10x1 DIN71412 |
| 8 | HI 513 | 1 | Bolzen | Pin | Axe | |
| 9 | EQ 056 | 2 | Spannstift | Roll pin | Goupille mecan. | D 6x40 DIN 1481 |
| 10 | ES1082 | 4 | Schraube | Screw | Vis | M 8x12 DIN 7984 |
| 10 | ES1089 | 4 | Schraube | Screw | Vis | M 8x10 DIN 7984 |
| 11 | HIS 008 | 1 | Steckbolzen | Pin | Axe | l=135 mm |
| 12 | EQ 042 | 1 | Klappsplint | Split pin | Goupille | D 4,5 DIN 11023 |
| 13 | HXL 010 | 1 | Schäkel | Shackle | Manille | 10 t |
| 14 | EZ1422 | 1 | Lasthaken (+15) | Crane hook (+15) | Crochet de charge (+15) | 5,4 t |
| 14 | EZ1600 | 1 | Lasthaken (+15) | Crane hook (+15) | Crochet de charge (+15) | 8,0 t |
| 15 | EZ1423 | 1 | Hakensicherung (für EZ1422) | Safety latch (for EZ1422) | Plaque de surete (pour EZ1422) | |
| 15 | EZ1599 | 1 | Hakensicherung (für EZ1600) | Safety latch (for EZ1600) | Plaque de surete (pour EZ1600) | |

070.0500

05/2007

PALFINGER CRANE

PK 4501,5001



PALFINGER**PK 4501,5001****Schubzylinder 1–4
Boom extensions ram 1–4
Verin d'extension 1–4****070.0500**

09/2006

| Nr. No. | Ersatzteil Nr. Sparepart no. No Piece de rechange | Stk. Qty. Nbre. | Teilebezeichnung | Description | Nomenclature | Abmessung Dimension Dimension |
|------------|--|-----------------------|--|---|---|-------------------------------------|
| 1 | UP1558A | 1 | Schubzylinder 1 | Boom extens. ram 1 | Verin d'extension 1 | |
| 2 | UP1559+00001 | 1 | Schubzylinder 2 (Ausführung A) | Boom extension ram 2 (Type A) | Verin d'extension 2 (Version A) | |
| 2 | UP1559+00001 | 1 | Schubzylinder 3 (Ausführung B) | Boom extension ram 3 (Type B) | Verin d'extension 3 (Version B) | |
| 2 | UP1559+00001 | 1 | Schubzylinder 4 (Ausführung C) | Boom extension ram 4 (Type C) | Verin d'extension 4 (Version C) | |
| 3 | UP1560+00001 | 1 | Schubzylinder 2 (—>100011778) | Boom extension ram 2 (—>100011778) | Verin d'extension 2 (—>100011778) | |
| 3 | UP1560A | 1 | Schubzylinder 2 (100011779—>) (Ausführung B) | Boom extension ram 2 (100011779—>) (Type B) | Verin d'extension 2 (100011779—>) (Version B) | |
| 3 | UP1560+00001 | 1 | Schubzylinder 3 (—>100011778) | Boom extension ram 3 (—>100011778) | Verin d'extension 3 (—>100011778) | |
| 3 | UP1560A | 1 | Schubzylinder 3 (100011779—>) (Ausführung C) | Boom extension ram 3 (100011779—>) (Type C) | Verin d'extension 3 (100011779—>) (Version C) | |
| 4 | HY1420A | 1 | Zylinderrohr | Cylinder tube | Cylinder | |
| 5 | HSK1274+00001 | 1 | Kolbenstange | Piston rod | Tige de piston | |
| 6 | HY1423 | 1 | Zylinderrohr | Cylinder tube | Cylindre | |
| 7 | HSK1275 | 1 | Kolbenstange | Piston rod | Tige de piston | |
| 8 | HY1421 | 1 | Zylinderrohr | Cylinder tube | Cylindre | |
| 9 | HSK1276 | 1 | Kolbenstange (—>100011778) | Piston rod (—>100011778) | Tige de piston (—>100011778) | |
| 9 | HSK1276A | 1 | Kolbenstange (100011779—>) | Piston rod (100011779—>) | Tige de Piston (100011779—>) | |
| 10 | HXE1819 | 1 | Innenrohr (—>100011778) | Inner tube (—>100011778) | Condrit interieur (—>100011778) | |
| 10 | HXE1819A | 1 | Innenrohr (100011779—>) | Inner tube (100011779—>) | Condrit interieur (100011779—>) | |
| 11 | TD 579 | 2 | Dichtsatz | Seal kit | Pochette de joints | |
| 12 | HV 390 | 3 | Zylindermutter | Cylinder nut | Ecrou de verin | |
| 13 | TD 578 | 1 | Dichtsatz | Seal kit | Pochette de joints | |

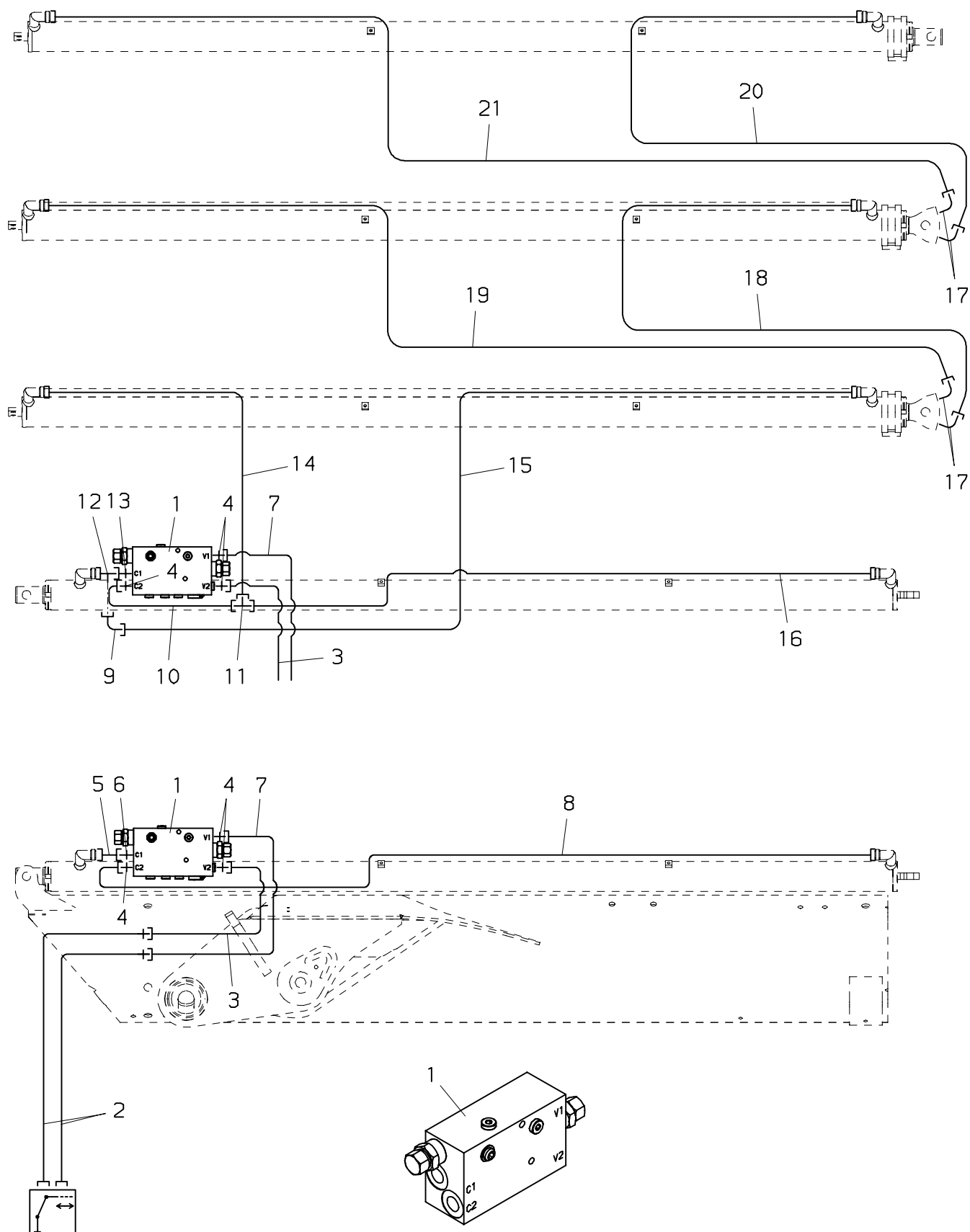
070.0600

09/2006

PALFINGER CRANE

PK 4501,5001

(—>0820419)



PALFINGER**PK 4501,5001**
Verrohrung–Schubzylinder
Pipes–Boom extens. ram
Tuyauteries–Verin d'extension
070.0600

09/2006

| Nr. No. No. | Ersatzteil Nr. Sparepart no. No Piece de rechange | Stk. Qty. Nbre. | Teilebezeichnung | Description | Nomenclature | Abmessung Dimension Dimension |
|-------------------|--|-----------------------|--|--|---|-------------------------------------|
| 1 | EV4600 TD1000 | 1 | Lasthalteventil Dichtsatz (für EV4600) | Load holding valve Seal kit (for EV4600) | Soupape pilote Pochette de joints (pour EV4600) | |
| 2 | EH5067 | 2 | Druckschlauch | Hose | Flexible | NW 8x6700 |
| 3 | HLR 9351 | 1 | Druckleitung | Pipe | Tuyau | D 12 |
| 4 | EA 039 | 3 | Verschraubung | Adaptor | Raccord | GE 12 SR 3/8"ED |
| 5 | EA 784 | 1 | Verschraubung | Adaptor | Raccord | GZ 12 S |
| 6 | EA 204 | 1 | Verschraubung | Adaptor | Raccord | G 12 S |
| 7 | HLR 9352 | 1 | Druckleitung | Pipe | Tuyau | D 12 |
| 8 | HLR 9030 | 1 | Druckleitung | Pipe | Tuyau | D 12 |
| 9 | EA 280 | 1 | Winkelverschraubung | Angle coupling | Raccord de angle | EVW 12 S |
| 10 | HLR 9080 | 1 | Druckleitung | Pipe | Tuyau | D 12 |
| 11 | EA 195 | 1 | T–Verschraubung | T–coupling | Raccord–T | T 12 S |
| 12 | EA 202 | 1 | L–Verschraubung | L–coupling | Raccord–L | L 12 S |
| 13 | EA 201 | 1 | Verschraubung | Adaptor | Raccord | EGE 12S R3/8–ED |
| 14 | HLR 9021 | 1 | Druckleitung | Pipe | Tuyau | D 12 |
| 15 | HLR 9020 | 1 | Druckleitung | Pipe | Tuyau | D 12 |
| 16 | HLR 9019 | 1 | Druckleitung | Pipe | Tuyau | D 12 |
| 17 | EA1749 | 4 | Schwenkverschraubung | Banjo | Raccord tournant | WH 12S 3/8–O |
| 18 | HLR 9022 | 1 | Druckleitung | Pipe | Tuyau | D 12 |
| 19 | HLR 9023 | 1 | Druckleitung | Pipe | Tuyau | D 12 |
| 20 | HLR 9024 | 1 | Druckleitung | Pipe | Tuyau | D 12 |
| 21 | HLR 9025 | 1 | Druckleitung | Pipe | Tuyau | D 12 |

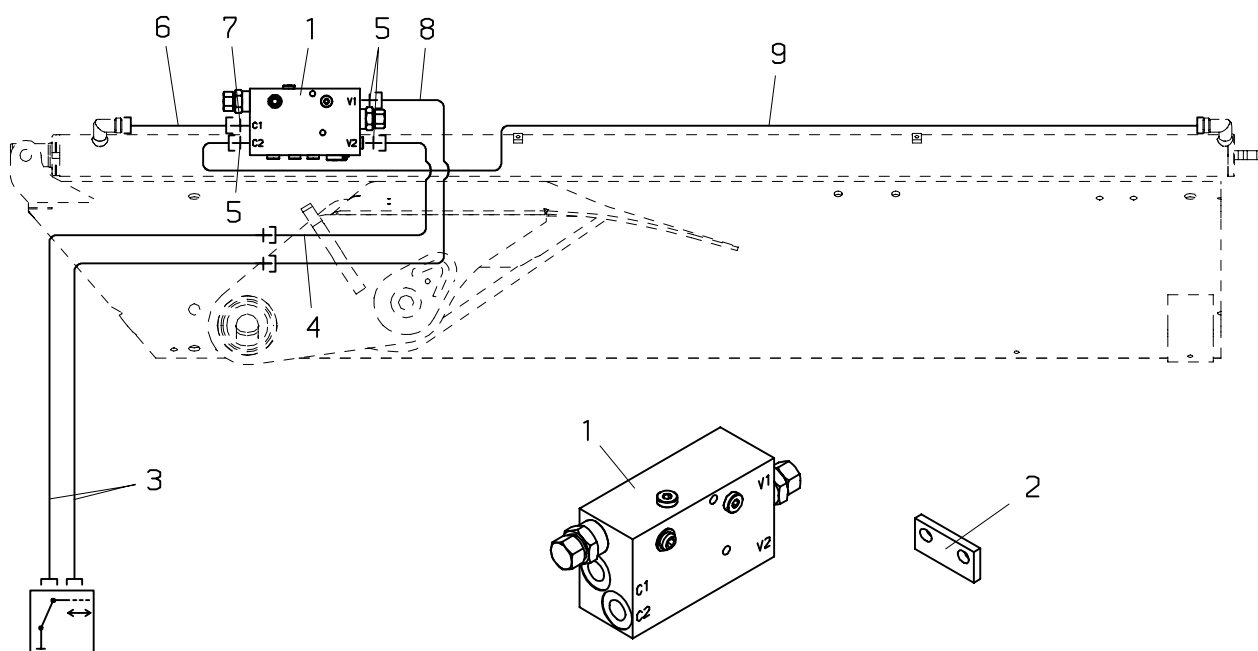
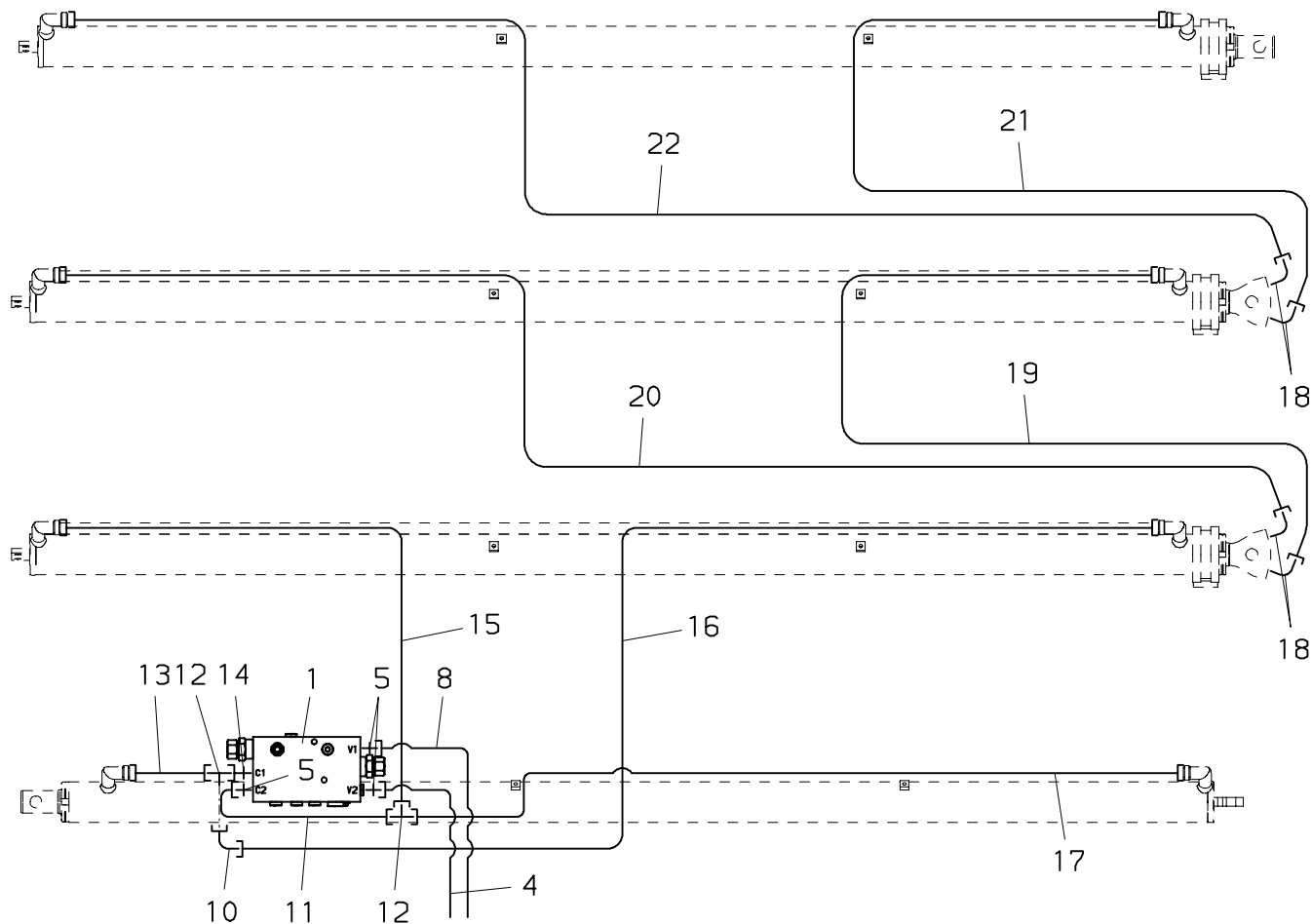
070.0601

09/2006

PALFINGER CRANE

PK 4501,5001

(—>0922503)



PALFINGER**PK 4501,5001**
Verrohrung–Schubzylinder
Pipes–Boom extens. ram
Tuyauteries–Verin d'extension
070.0601

09/2006

| Nr. No. No. | Ersatzteil Nr. Sparepart no. No Piece de rechange | Stk. Qty. Nbre. | Teilebezeichnung | Description | Nomenclature | Abmessung Dimension Dimension |
|-------------------|--|-----------------------|--|--|---|-------------------------------------|
| 1 | EV4600 TD1000 | 1 | Lasthalteventil Dichtsatz (für EV4600) | Load holding valve Seal kit (for EV4600) | Soupape pilote Pochette de joints (pour EV4600) | |
| 2 | HTR1530A | 1 | Platte | Plate | Plaque | |
| 3 | EH6062 | 2 | Druckschlauch | Hose | Flexible | NW 8x6900 |
| 4 | HLR 9351 | 1 | Druckleitung | Pipe | Tuyau | D 12 |
| 5 | EA 039 | 4 | Verschraubung | Adaptor | Raccord | GE 12 SR 3/8"ED |
| 6 | HLR 9893 | 1 | Druckleitung | Pipe | Tuyau | D 12 |
| 7 | EA 204 | 1 | Verschraubung | Adaptor | Raccord | G 12 S |
| 8 | HLR 9888 | 1 | Druckleitung | Pipe | Tuyau | D 12 |
| 9 | HLR 9894 | 1 | Druckleitung | Pipe | Tuyau | D 12 |
| 10 | EA 280 | 1 | Winkelverschraubung | Angle coupling | Raccord de angle | EVW 12 S |
| 11 | HLR 9887 | 1 | Druckleitung | Pipe | Tuyau | D 12 |
| 12 | EA 195 | 2 | T–Verschraubung | T–coupling | Raccord–T | T 12 S |
| 13 | HLR 9889 | 1 | Druckleitung | Pipe | Tuyau | D 12 |
| 14 | EA 201 | 1 | Verschraubung | Adaptor | Raccord | EGE 12S R3/8–ED |
| 15 | HLR 9890 | 1 | Druckleitung | Pipe | Tuyau | D 12 |
| 16 | HLR 9891 | 1 | Druckleitung | Pipe | Tuyau | D 12 |
| 17 | HLR 9892 | 1 | Druckleitung | Pipe | Tuyau | D 12 |
| 18 | EA1749 | 4 | Schwenkverschraubung | Banjo | Raccord tournant | WH 12S 3/8–O |
| 19 | HLR 9022 | 1 | Druckleitung | Pipe | Tuyau | D 12 |
| 20 | HLR 9023 | 1 | Druckleitung | Pipe | Tuyau | D 12 |
| 21 | HLR 9024 | 1 | Druckleitung | Pipe | Tuyau | D 12 |
| 22 | HLR 9025 | 1 | Druckleitung | Pipe | Tuyau | D 12 |

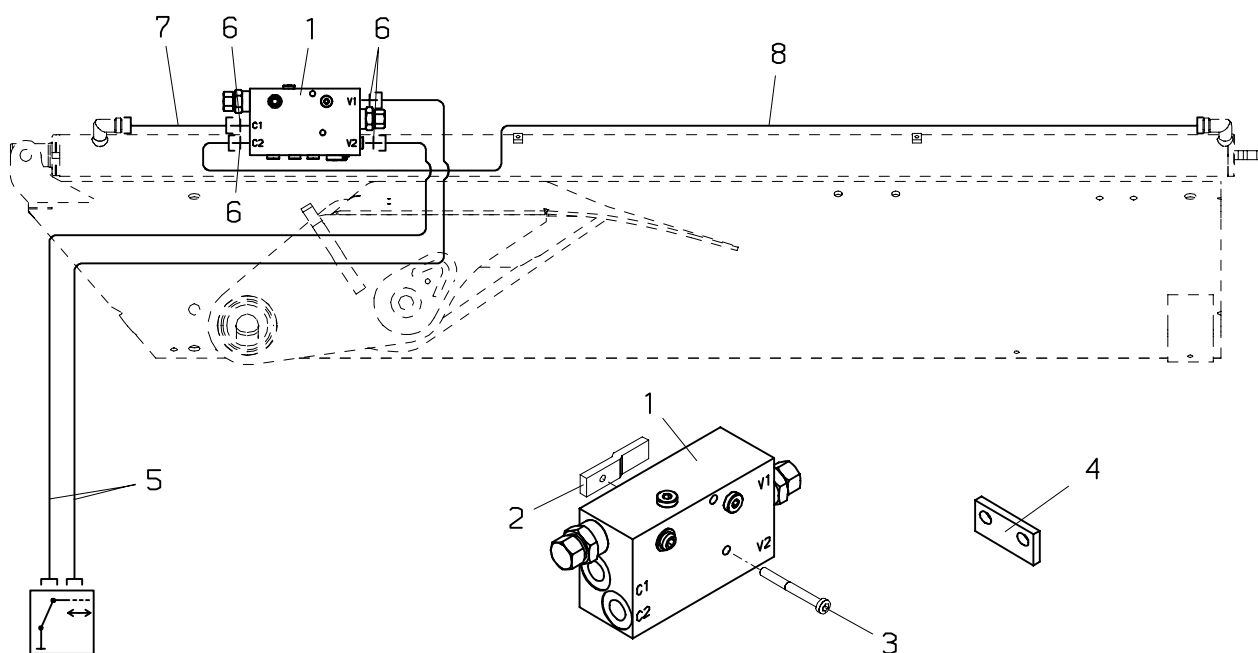
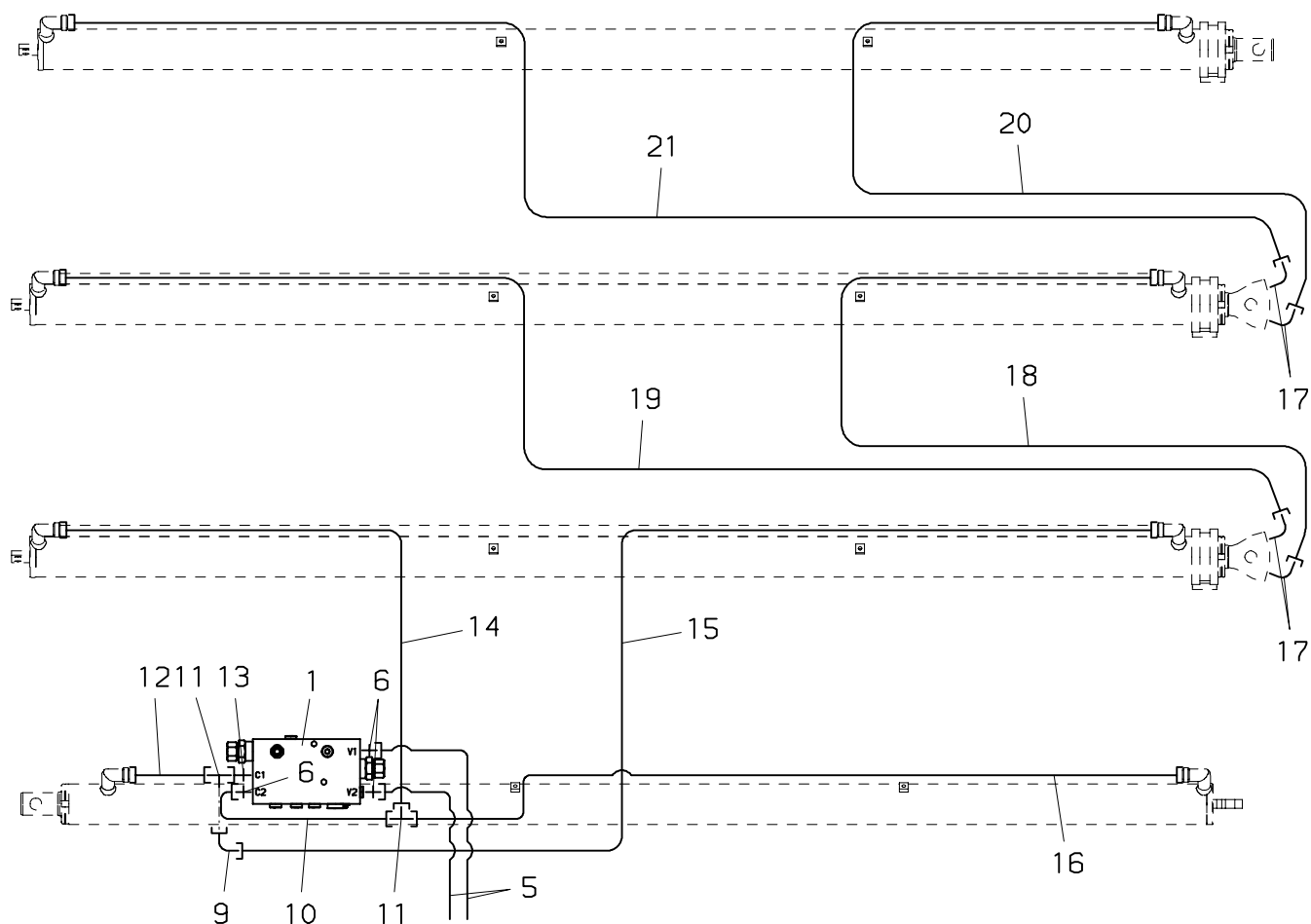
070.0602

09/2006

PALFINGER CRANE

PK 4501,5001

(—>100020610)



PALFINGER**PK 4501,5001**
Verrohrung–Schubzylinder
Pipes–Boom extens. ram
Tuyauteries–Verin d'extension
070.0602

09/2006

| Nr. No. No. | Ersatzteil Nr. Sparepart no. No Piece de rechange | Stk. Qty. Nbre. | Teilebezeichnung | Description | Nomenclature | Abmessung Dimension Dimension |
|-------------------|--|-----------------------|--|--|---|-------------------------------------|
| 1 | EV4600 TD1000 | 1 | Lasthalteventil Dichtsatz (für EV4600) | Load holding valve Seal kit (for EV4600) | Soupape pilote Pochette de joints (pour EV4600) | |
| 2 | HA7491 | 1 | Halterung | Bearer | Support | |
| 3 | ES 106 | 1 | Schraube | Screw | Vis | M 6x55 DIN 7984 |
| 4 | HTR1530A | 1 | Platte | Plate | Plaque | |
| 5 | EH6207 | 2 | Druckschlauch | Hose | Flexible | NW 8x7400 |
| 6 | EA 039 | 5 | Verschraubung | Adaptor | Raccord | GE 12 SR 3/8"ED |
| 7 | HLR12113 | 1 | Druckleitung | Pipe | Tuyau | D 12 |
| 8 | HLR12114 | 1 | Druckleitung | Pipe | Tuyau | D 12 |
| 9 | EA 280 | 1 | Winkelverschraubung | Angle coupling | Raccord de angle | EVW 12 S |
| 10 | HLR12256 | 1 | Druckleitung | Pipe | Tuyau | D 12 |
| 11 | EA 195 | 2 | T–Verschraubung | T–coupling | Raccord–T | T 12 S |
| 12 | HLR12260 | 1 | Druckleitung | Pipe | Tuyau | D 12 |
| 13 | EA 201 | 1 | Verschraubung | Adaptor | Raccord | EGE 12S R3/8–ED |
| 14 | HLR12258 | 1 | Druckleitung | Pipe | Tuyau | D 12 |
| 15 | HLR12259 | 1 | Druckleitung | Pipe | Tuyau | D 12 |
| 16 | HLR12257 | 1 | Druckleitung | Pipe | Tuyau | D 12 |
| 17 | EA1749 | 4 | Schwenkverschraubung | Banjo | Raccord tournant | WH 12S 3/8–O |
| 18 | HLR 9022 | 1 | Druckleitung | Pipe | Tuyau | D 12 |
| 19 | HLR 9023 | 1 | Druckleitung | Pipe | Tuyau | D 12 |
| 20 | HLR 9024 | 1 | Druckleitung | Pipe | Tuyau | D 12 |
| 21 | HLR 9025 | 1 | Druckleitung | Pipe | Tuyau | D 12 |

09/2006

PK 4501,5001

[illegible]

PALFINGER**PK 4501,5001**
Verrohrung–Schubzylinder
Pipes–Boom extens. ram
Tuyauteries–Verin d'extension
070.0603

09/2006

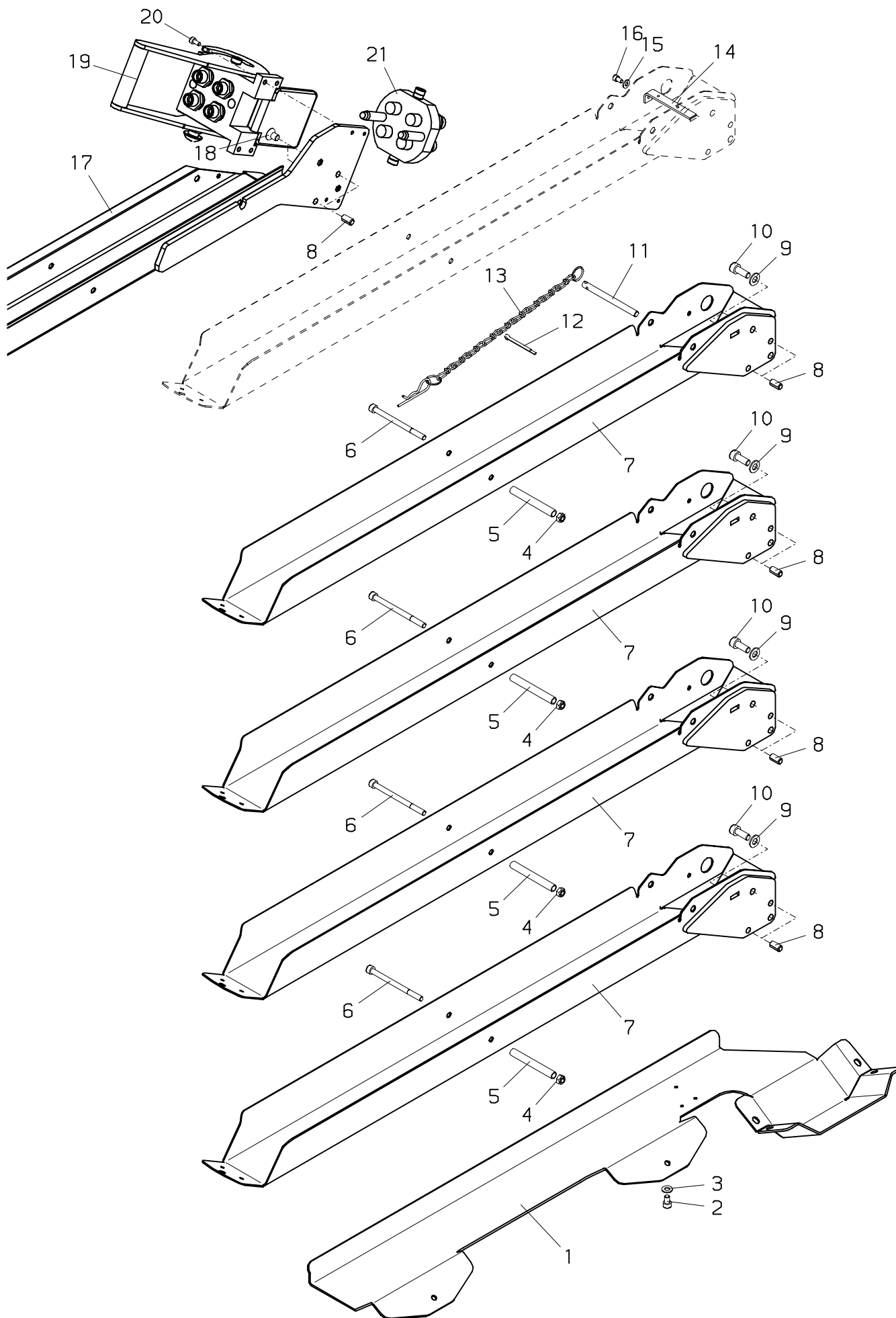
| Nr. No. No. | Ersatzteil Nr. Sparepart no. No Piece de rechange | Stk. Qty. Nbre. | Teilebezeichnung | Description | Nomenclature | Abmessung Dimension Dimension |
|-------------------|--|-----------------------|--|--|---|-------------------------------------|
| 1 | EV4600 TD1000 | 1 | Lasthalteventil Dichtsatz (für EV4600) | Load holding valve Seal kit (for EV4600) | Soupape pilote Pochette de joints (pour EV4600) | |
| 2 | HA7497 | 1 | Halterung | Bearer | Support | |
| 3 | ES 106 | 1 | Schraube | Screw | Vis | M 6x55 DIN 7984 |
| 4 | HTR1530A | 1 | Platte | Plate | Plaque | |
| 5 | EH6207 | 2 | Druckschlauch | Hose | Flexible | NW 8x7400 |
| 6 | EA 039 | 5 | Verschraubung | Adaptor | Raccord | GE 12 SR 3/8"ED |
| 7 | HLR12303 | 1 | Druckleitung | Pipe | Tuyau | D 12 |
| 8 | HLR12304 | 1 | Druckleitung | Pipe | Tuyau | D 12 |
| 9 | EA 280 | 1 | Winkelverschraubung | Angle coupling | Raccord de angle | EVW 12 S |
| 10 | HLR12301 | 1 | Druckleitung | Pipe | Tuyau | D 12 |
| 11 | EA 195 | 2 | T–Verschraubung | T–coupling | Raccord–T | T 12 S |
| 12 | HLR12302 | 1 | Druckleitung | Pipe | Tuyau | D 12 |
| 13 | EA 201 | 1 | Verschraubung | Adaptor | Raccord | EGE 12S R3/8–ED |
| 14 | HLR12258 | 1 | Druckleitung | Pipe | Tuyau | D 12 |
| 15 | HLR12300 | 1 | Druckleitung | Pipe | Tuyau | D 12 |
| 16 | HLR12257 | 1 | Druckleitung | Pipe | Tuyau | D 12 |
| 17 | EA1749 | 4 | Schwenkverschraubung | Banjo | Raccord tournant | WH 12S 3/8–O |
| 18 | HLR 9022 | 1 | Druckleitung | Pipe | Tuyau | D 12 |
| 19 | HLR 9023 | 1 | Druckleitung | Pipe | Tuyau | D 12 |
| 20 | HLR 9024 | 1 | Druckleitung | Pipe | Tuyau | D 12 |
| 21 | HLR 9025 | 1 | Druckleitung | Pipe | Tuyau | D 12 |

070.0700

09/2006

PALFINGER CRANE

PK 4501,5001



PALFINGER**PK 4501,5001****Schlauchwannen
Hose guides
Guide de flexible****070.0700**

09/2006

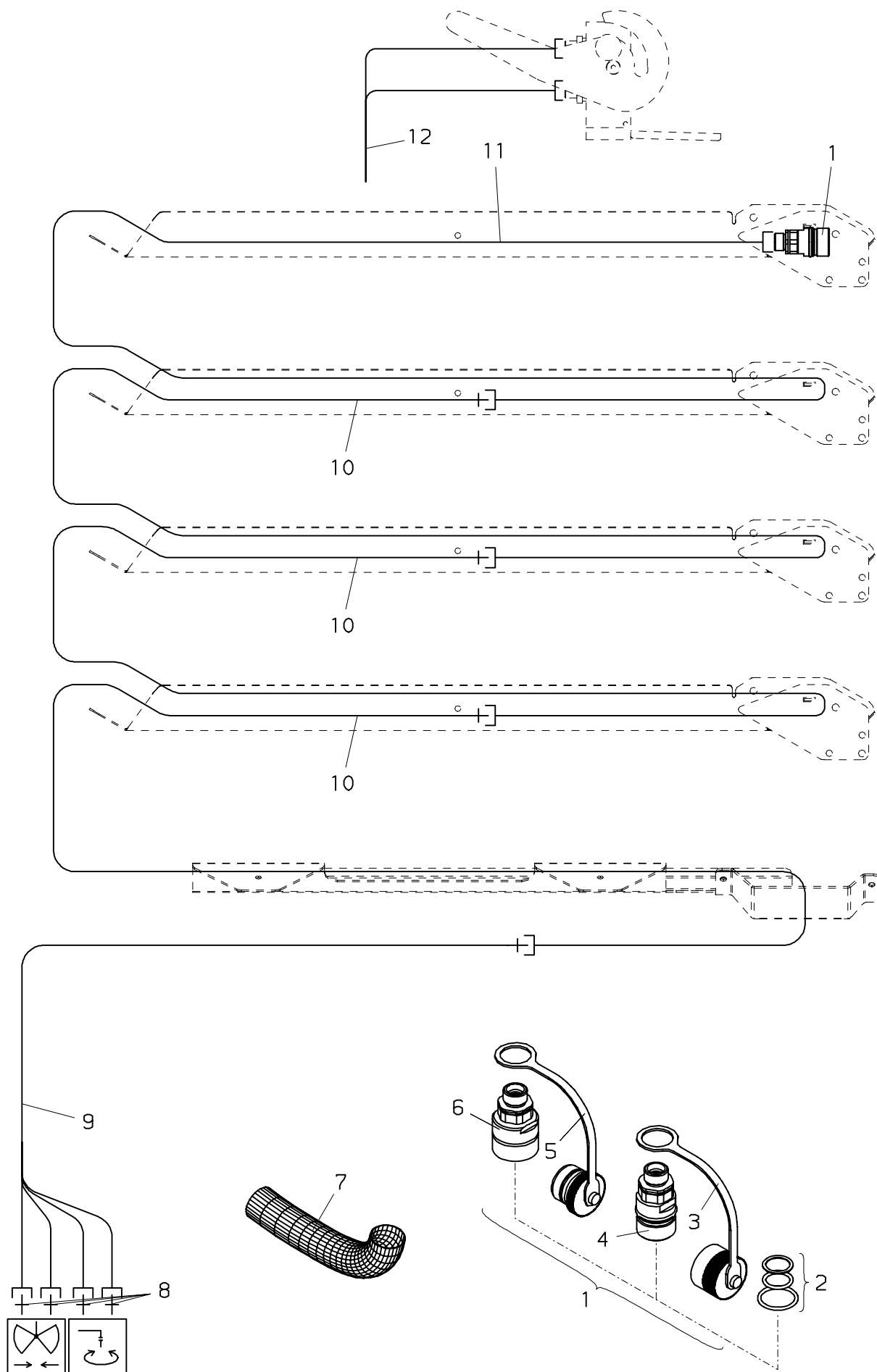
| Nr. No. No. | Ersatzteil Nr. Sparepart no. No Piece de rechange | Stk. Qty. Nbre. | Teilebezeichnung | Description | Nomenclature | Abmessung Dimension Dimension |
|-------------------|--|-----------------------|------------------|----------------|--------------------|-------------------------------------|
| 1 | HA 655 | 1 | Schlauchwanne | Hose guide | Guide de flexible | |
| 2 | ES 374 | 6 | Schraube | Screw | Vis | M 8x12 DIN 912 |
| 3 | EK 003 | 6 | Scheibe | Washer | Rondelle | D 8 DIN 125 |
| 4 | EM 026 | 4 | Mutter | Nut | Ecrou | M 8 DIN 985 |
| 5 | HBS2126 | 4 | Distanzrohr | Spacer tube | Tuyau de distance | l=92 mm |
| 6 | ES1165 | 4 | Schraube | Screw | Vis | M 8x120 DIN 912 |
| 7 | HXE1154 | 4 | Schlauchwanne | Hose guide | Guide de flexible | |
| 8 | EQ 044 | 8 | Spannhülse | Adapter sleeve | Douille de serrage | |
| 9 | EK 007 | 8 | Scheibe | Washer | Rondelle | D 10 DIN 125 |
| 10 | ES 050 | 8 | Schraube | Screw | Vis | M 10x20 DIN 912 |
| 11 | HI2453 | 1 | Bolzen | Pin | Axe | |
| 12 | EQ 021 | 1 | Splint | Split pin | Goupille | D 5x50 DIN 94 |
| 13 | HXS 032 | 1 | Sicherungskette | Safety chain | Chaine de securite | |
| 14 | HA4298 | 3 | Halterung | Bearer | Support | |
| 15 | EK 043 | 3 | Scheibe | Washer | Rondelle | D 6,4 DIN 134 |
| 16 | ES 414 | 3 | Schraube | Screw | Vis | M 6x10 DIN 912 |
| 17 | HXE2817 | 1 | Schlauchwanne | Hose guide | Guide de flexible | |
| 18 | ES 314 | 2 | Schraube | Screw | Vis | M 10x16 DIN7991 |
| 19 | EA2186 | 1 | Schnellkupplung | Quick coupling | Couplage | |
| 20 | ES1150 | 4 | Schraube | Screw | Vis | M 6x12 DIN 912 |
| 21 | EA2187 | 1 | Schnellkupplung | Quick coupling | Couplage | |

070.0800

09/2006

PALFINGER CRANE

PK 4501,5001



PALFINGER**PK 4501,5001**
Verrohrung–Schlauchwannen
Pipes–Hose guide
Tuyauteries–Guide de flexible
070.0800

09/2006

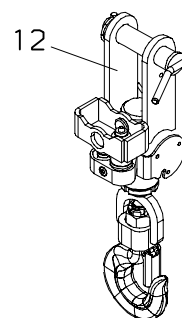
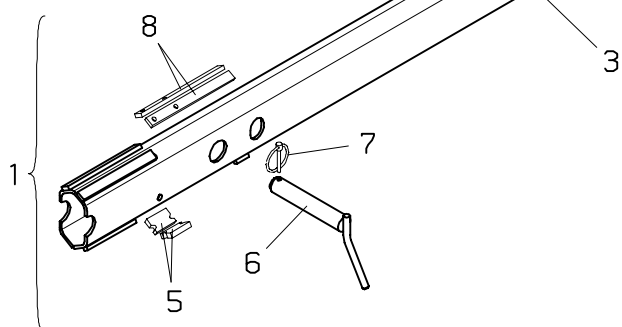
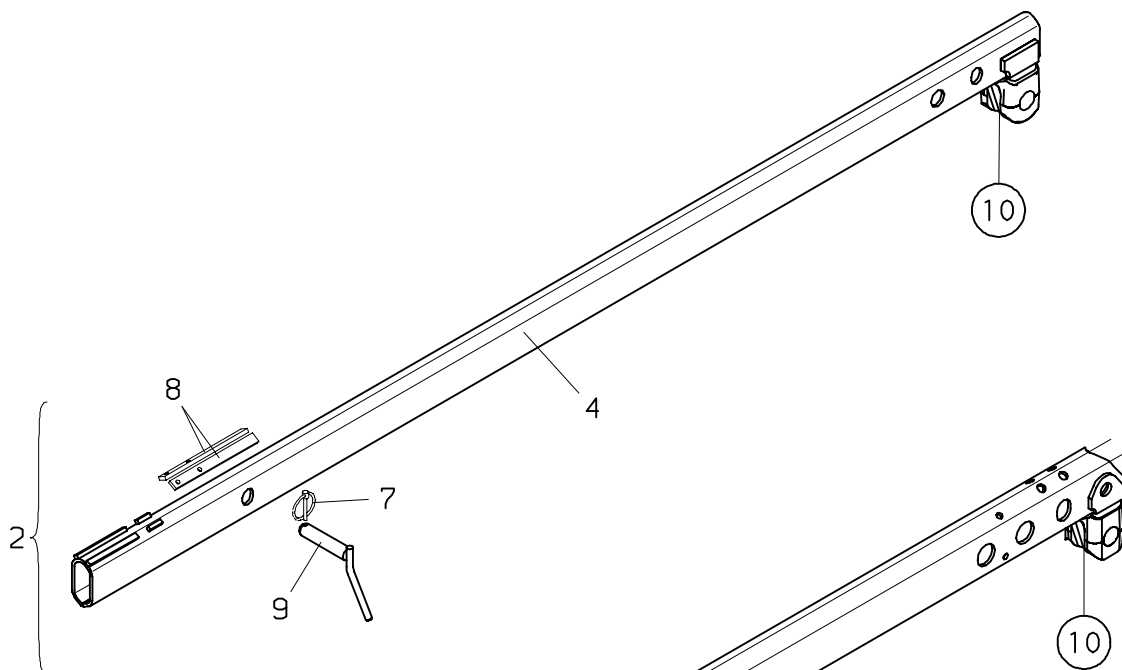

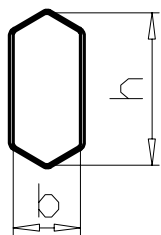
| Nr. No. No. | Ersatzteil Nr. Sparepart no. No Piece de rechange | Stk. Qty. Nbre. | Teilebezeichnung | Description | Nomenclature | Abmessung Dimension Dimension |
|-------------------|--|-----------------------|-------------------------|-----------------------|---------------------------------|-------------------------------------|
| 1 | EA1113 | 2 | Schnellkupplung,kpl. | Quick coupling,cpl. | Couplage,cplt. | 12–S DIN 2353 |
| 2 | TD 045 | 1 | Dichtsatz kpl. | Seal kit cpl. | Pochette de joints cplt. | |
| 3 | EK 112 | 1 | Staubkappe (Rot) | Dust cover (Red) | Couvercle de protec. (Rouge) | Rot |
| 3 | EK 143 | 1 | Staubkappe (Schwarz) | Dust cover (Black) | Couvercle de protec. (Noir) | Schwarz |
| 4 | EA1266 | 1 | Steckdose | Plug box | Boite de contact | 12 S |
| 5 | EK 113 | 1 | Staubkappe (Rot) | Dust cover (Red) | Couvercle de protec. (Rouge) | Rot |
| 5 | EK 144 | 1 | Staubkappe (Schwarz) | Dust cover (Black) | Couvercle de protec. (Noir) | Schwarz |
| 6 | EA1267 | 1 | Stecker | Plug | Fiche | 12 S |
| 7 | EH 617 | | Schutzschlauch | Protection hose | Tuyau de protection | D 50x1400 |
| 7 | EH 619 | | Schutzschlauch | Protection hose | Tuyau de protection | D 50x1500 |
| 7 | EH 768 | | Schutzschlauch | Protection hose | Tuyau de protection | D 70x1500 |
| 8 | EA 183 | 4 | Verschraubung | Adaptor | Raccord | GE 12 SR 1/2"ED |
| 9 | EH1398 | 4 | Druckschlauch | Hose | Flexible | NW 8x6150 |
| 10 | EH2283 | 12 | Druckschlauch | Hose | Flexible | NW 10x2700 |
| 11 | EH4786 | 4 | Druckschlauch | Hose | Flexible | NW 10x3350 |
| 12 | EH7271 | 4 | Druckschlauch | Hose | Flexible | NW 10x3450 |

080.0100

09/2006

PALFINGER CRANE

PK 4501,5001



PALFINGER**PK 4501,5001**
Verlängerungen
Man. boom extensions
Rallonges
080.0100

09/2006

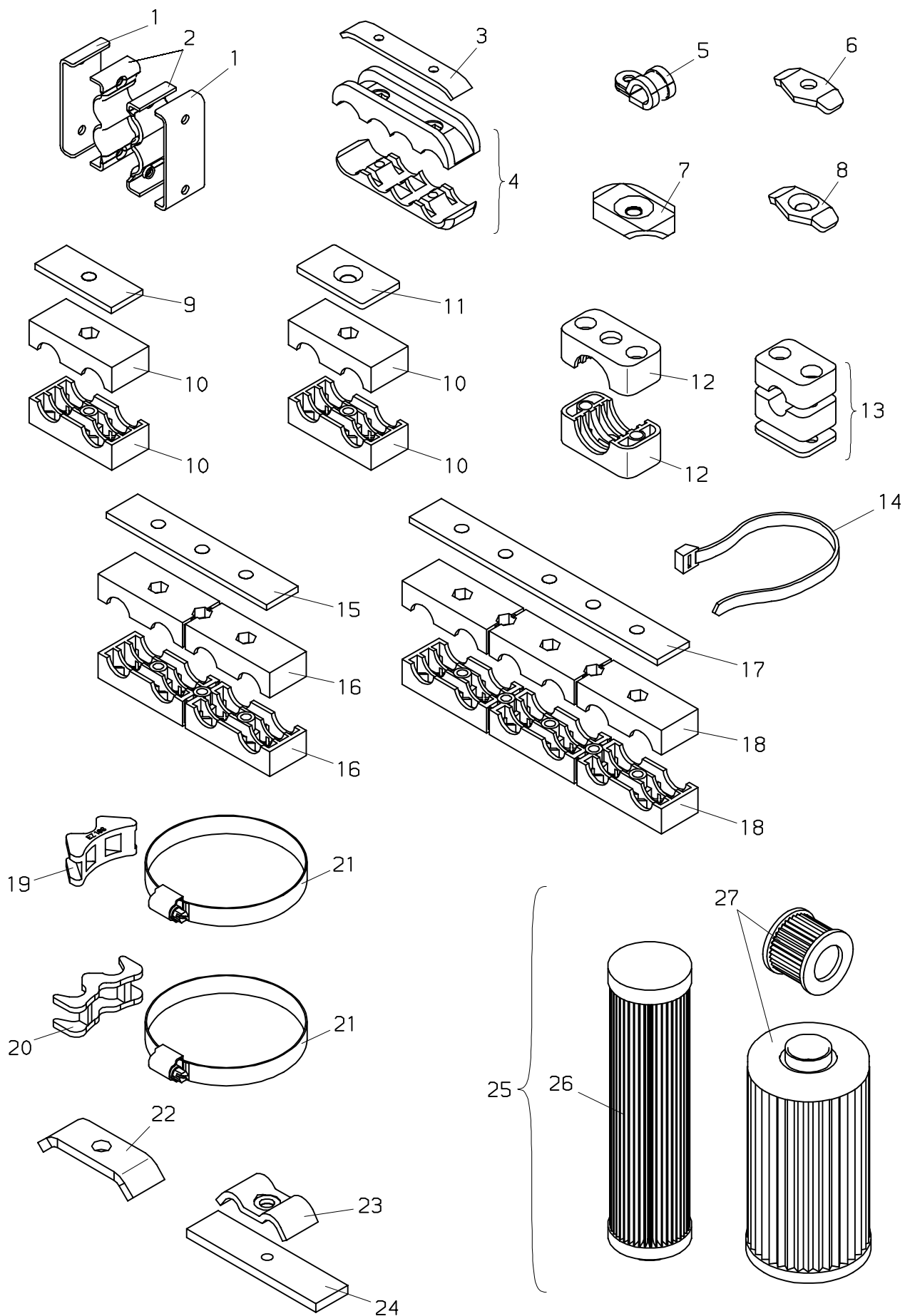
| Nr. No. No. | Ersatzteil Nr. Sparepart no. No Piece de rechange | Stk. Qty. Nbre. | Teilebezeichnung | Description | Nomenclature | Abmessung Dimension Dimension |
|-------------------|--|-----------------------|---|---|--|-------------------------------------|
| 1 | KMT008ASA | 1 | Verlängerung I,kpl | Extension I,cpl. | Rallonge I,cplt. | |
| 2 | KMT018ASA | 1 | Verlängerung kpl. | Extension cpl. | Rallonge cplt. | |
| 3 | KMT008A-A | 1 | Verlängerung I | Extension I | Rallonge I | 93x47 mm |
| 4 | KMT009A-A | 1 | Verlängerung | Extension | Rallonge | 73x32 mm |
| 5 | HT6723 | 2 | Gleitpaket | Guide block | Patin de guidage | 7 mm |
| 5 | HT2218 | 2 | Gleitpaket | Guide block | Patine de guidage | 8 mm |
| 5 | HT2219 | 2 | Gleitpaket | Guide block | Patine de guidage | 10 mm |
| 6 | HIS 040 | 1 | Steckbolzen | Pin | Axe | l= 144 mm |
| 7 | EQ 042 | 2 | Klappsplint | Split pin | Goupille | D 4,5 DIN 11023 |
| 8 | HTR2951 | 4 | Gleitpaket | Guide block | Patin de guidage | 6 mm |
| 8 | HTR2952 | 4 | Gleitpaket | Guide block | Patin de guidage | 8 mm |
| 8 | HTR2953 | 4 | Gleitpaket | Guide block | Patin de guidage | 10 mm |
| 8 | HTR2982 | 4 | Gleitpaket | Guide block | Patin de guidage | 1 mm |
| 9 | HI 042 | 1 | Steckbolzen | Pin | Axe | l=92 mm |
| 10 | EA 005 | 2 | Schmiernippel | Grease nipple | Graisser | M 10x1 DIN71412 |
| 11 | ES1082 | | Schraube | Screw | Vis | M 8x12 DIN 7984 |
| 11 | ES1088 | | Schraube | Screw | Vis | M 8x6 DIN 7984 |
| 11 | ES1089 | | Schraube | Screw | Vis | M 8x10 DIN 7984 |
| 12 | KL001A-A | 1 | Druckwaage (siehe KMG00303A) (Seite 030.0100) | Pressure balance (look KMG00303A) (page 030.0100) | Balance de pression (voir KMG00303A) (page 030.0100) | |

100.0100

09/2006

PALFINGER CRANE

PK 4501,5001



PALFINGER**PK 4501,5001****Verschiedenes
Diverses
Diverses****100.0100**

09/2006

| Nr. No. No. | Ersatzteil Nr. Sparepart no. No Piece de rechange | Stk. Qty. Nbre. | Teilebezeichnung | Description | Nomenclature | Abmessung Dimension Dimension |
|-------------------|--|-----------------------|------------------------|-------------------------|-----------------------------|-------------------------------------|
| 1 | HA3041 | | Schelle | Clip | Bride | |
| 2 | HA3022 | | Schelle | Clip | Bride | |
| 3 | HTR 810 | | Platte | Plate | Plaque | |
| 4 | EZ 124 | | Schlauchschelle | Hose clip | Bride de flexible | |
| 5 | EK 216 | | Rohrschelle | Pipe clip | Bride de tuyau | D 10 |
| 5 | EK 217 | | Rohrschelle | Pipe clip | Bride de tuyau | D 20 |
| 5 | EK 221 | | Rohrschelle | Pipe clip | Bride de tuyau | D 12 |
| 5 | EK 256 | | Rohrschelle | Pipe clip | Bride de tuyau | D 16 |
| 5 | EK 351 | | Rohrschelle | Pipe clip | Bride de tuyau | D 14 |
| 5 | EK 352 | | Rohrschelle | Pipe clip | Bride de tuyau | D 8 |
| 6 | HX 007 | | Rohrschelle | Pipe clip | Bride de tuyau | |
| 7 | HX 611 | | Schelle | Clip | Bride | |
| 8 | HX 416 | | Rohrschelle | Pipe clip | Bride de tuyau | |
| 9 | HX 335 | | Verstärkungsblech | Stiffening plate | Tole renforcement | |
| 10 | EZ 257 | | Schlauchschelle | Hose clip | Bride de flexible | D 19-22 |
| 10 | EZ 259 | | Schlauchschelle | Hose clip | Bride de flexible | D 15-18 |
| 11 | HX 599 | | Platte | Plate | Plaque | |
| 12 | EZ 502 | | Schlauchschelle | Hose clip | Bride de flexible | D 28 |
| 13 | EZ 306 | | Rohrschelle | Pipe clip | Bride de tuyau | D 14 |
| 14 | EK 084 | | Kabelband | Mounting band | Lien de fixation | l= 360x7,5 |
| 14 | EK 085 | | Kabelband | Mounting band | Lien de fixation | l= 280x7,5 |
| 14 | EK 165 | | Kabelband | Mounting band | Lien de fixation | l= 200x4 |
| 15 | HX 337 | | Verstärkungsblech | Stiffening plate | Tole renforcement | |
| 16 | EZ 256 | | Schlauchschelle | Hose clip | Bride de flexible | D 19-21 |
| 16 | EZ 258 | | Schlauchschelle | Hose clip | Bride de flexible | D 15-18 |
| 17 | HX 336 | | Verstärkungsblech | Stiffening plate | Tole renforcement | |
| 18 | EZ 186 | | Schlauchschelle | Hose clip | Bride de flexible | D 19-21 |
| 18 | EZ 223 | | Schlauchschelle | Hose clip | Bride de flexible | D 15-18 |
| 19 | EZ 188 | | Rohrschelle | Pipe clip | Bride de tuyau | |
| 20 | EZ 272 | | Rohrschelle | Pipe clip | Bride de tuyau | |
| 21 | EQ 007 | | Schlauchklemme | Hose clamp | Bride de serrage | D 110-130 |
| 21 | EQ 020 | | Schlauchklemme | Hose clamp | Bride de serrage | D 130-150 |
| 21 | EQ 091 | | Schlauchklemme | Hose clamp | Bride de serrage | D 150-170 |
| 21 | EQ 099 | | Schlauchklemme | Hose clamp | Bride de serrage | D 90-110 |
| 21 | EQ 103 | | Schlauchklemme | Hose clamp | Bride de serrage | D 170-190 |
| 21 | EQ 107 | | Schlauchklemme | Hose clamp | Bride de serrage | D 70-90 |
| 21 | EQ 271 | | Schlauchklemme | Hose clamp | Bride de serrage | D 180-200 |
| 21 | EQ 276 | | Schlauchklemme | Hose clamp | Bride de serrage | D 280-320 |
| 21 | EQ 302 | | Schlauchklemme | Hose clamp | Bride de serrage | D 230-250 |
| 22 | HX 058 | | Rohrschelle | Pipe clip | Bride de tuyau | |
| 23 | HX 448 | | Rohrschelle | Pipe clip | Bride de tuyau | |
| 24 | HTR1231 | | Platte | Plate | Plaque | |
| 25 | BZ204S | 1 | Filtereinsatz, kpl. | Filter element, cpl. | Cartouche de filtre, cpl | |
| 26 | EA1392 | 1 | Ersatzfilter | Spare filter | Filtre de rechange | |
| 27 | EA1412 | 1 | Filtereinsatz kpl. | Filter element cpl. | Cartouche de filtre cpl. | 80 l/min |

100.0200

09/2006

PALFINGER CRANE

PK 4501,5001

PALFINGER CRANE

EB7982


1

3

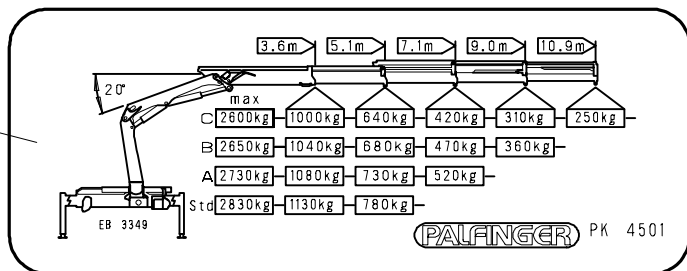
PK 4501

Performance

2

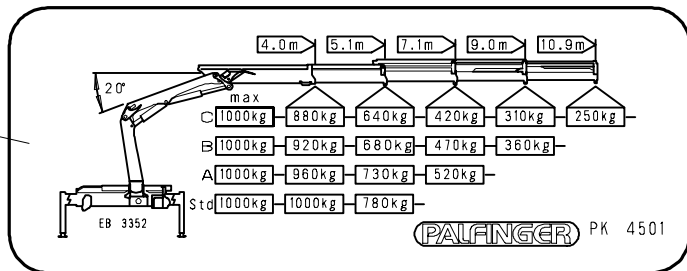


4



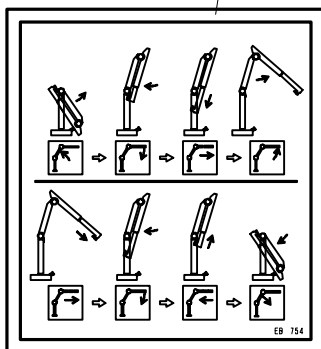
PALFINGER PK 4501

5



PALFINGER PK 4501

9

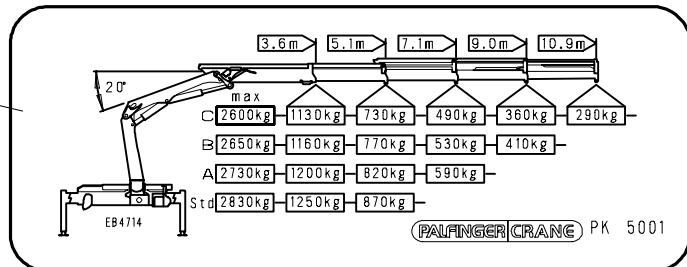


10

PK 5001

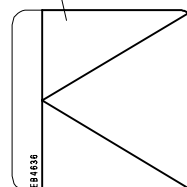
Performance

11



PALFINGER CRANE PK 5001

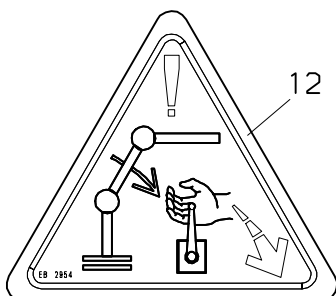
14



13



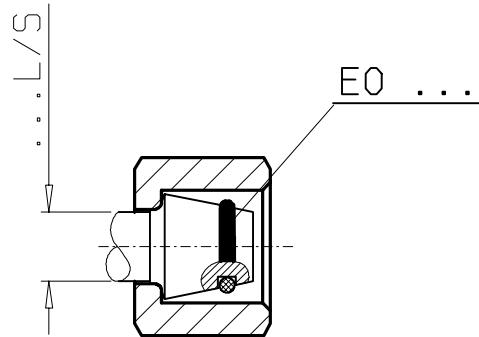
12



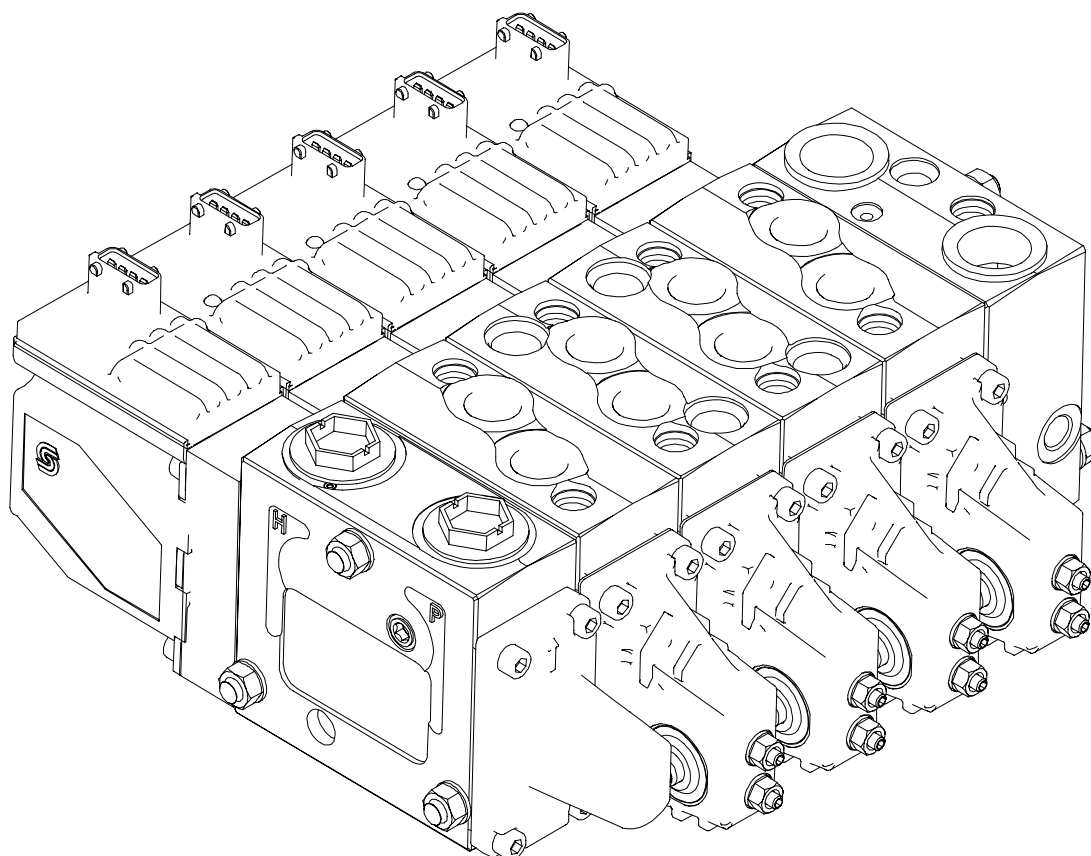
PALFINGER**PK 4501,5001****Schilder
Shields
Plaques****100.0200**

09/2006

| Nr. No. No. | Ersatzteil Nr. Sparepart no. No Piece de rechange | Stk. Qty. Nbre. | Teilebezeichnung | Description | Nomenclature | Abmessung Dimension Dimension |
|-------------------|--|-----------------------|------------------|-----------------|--------------------|---|
| 1 | EB7982 | 2 | Firmenschild | Shield | Plaque | 700x88 mm PK 4501 PK 4501 CE-OM |
| 2 | EB2218 | 2 | Klebeschild | Shield | Plaque | |
| 3 | EB3679 | 2 | Firmenschild | Shield | Plaque | |
| 4 | EB3349 | 2 | Traglastschild | Capacity shield | Plaque de capacite | |
| 5 | EB3352 | 2 | Traglastschild | Capacity shield | Plaque de capacite | |
| 6 | EB1846 | 1 | Klebeschild | Shield | Plaque | PK 5001 |
| 7 | EB1826 | 2 | Symbolschild | Symbol shield | Plaque de symbole | |
| 8 | EB1279 | 2 | Klebeschild | Shield | Plaque | |
| 9 | EB 754 | 1 | Klebeschild | Shield | Plaque | |
| 10 | EB4713 | 2 | Firmenschild | Shield | Plaque | |
| 11 | EB4714 | 2 | Traglastschild | Capacity shield | Plaque de capacite | PK 5001 |
| 12 | EB2954 | 1 | Symbolschild | Symbol shield | Plaque de symbole | |
| 13 | EB4182 | 1 | Klebeschild | Shield | Plaque | |
| 14 | EB4636 | 1 | Symbolschild | Symbol shield | Plaque de symbole | |



| 08-L/S | EO 143 | 6x1.5 mm |
|---------------|--------|-------------|
| 10-L/S | EO 205 | 8x1.5 mm |
| 12-L/S | EO 144 | 10x1.5 mm |
| 14-S | EO 145 | 11x2.0 mm |
| 16-S | EO 146 | 13x2.0 mm |
| 18-L | EO 802 | 15x2.0 mm |
| 20-S | EO 052 | 16.3x2.4 mm |
| 22-L | EO 006 | 20x2.0 mm |



PVG 32

DE 091

HINWEISE ZUR ERSATZTEILBESTELLUNG

Bei Bestellungen bitte unbedingt angeben:

- Krantype, Code und Fabrikationsnummer (siehe Typenschild)
- Ersatzteilnummer
- gewünschte Anzahl der Ersatzteile
- Ersatzteilnummern für Druckleitungen bzw. Druckschläuche bei Kranen mit Bördelverschraubungen 37 °enden mit JI

INFORMATION ON THE ORDERING OF SPARE PARTS



To supply you with the correct parts in the shortest possible time it is necessary to inform us about following details:

- Loader type, code and serial number (look identification plate)
- Spare parts number
- Required quantity of spare parts
- For cranes with flange–couplings 37 °, spare parts numbers for pipes and hoses end with JI

CONSIGNES RELATIVES A LA COMMANDE DES PIECES DE RECHANGE

Pour toute commande nous indiquer necessairement:

- Le type de la grue, code et no de fabrication (voir plaque signalétique)
- La reference de piece
- La quantite de pieces
- Les pieces tuyau et flexible pour les grues raccords de bordel 37 ° se terminent par JI

| | | | | |
|---|-----------------|--|----------------------|----------------------|
| Code | Krantype |  | | |
| Code | Loader type | | | |
| Code | Type de la grue | | | |
| Fabrikationsnummer | | Type: | <input type="text"/> | <input type="text"/> |
| Serial number | | Code: | <input type="text"/> | <input type="text"/> |
| No de fabrication | | Nr.: | <input type="text"/> | |
|  A-5101 Salzburg | | | | |

| 010.0100 010.0101 010.0200 010.0300 | | | |
|--|--|--|--|

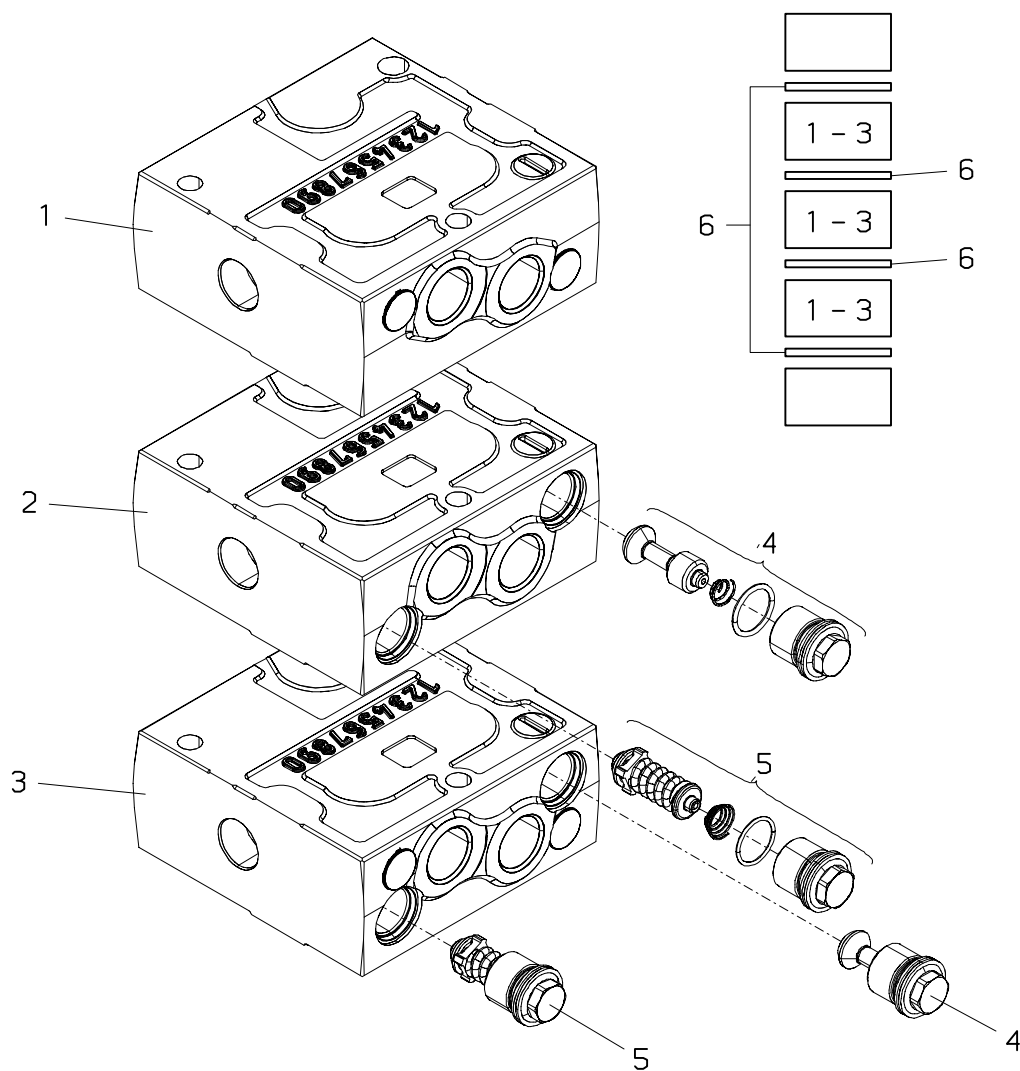
| A A1 A2 A3 | | | |
|---------------------|--|--|--|

010.0100

10/2006

PALFINGER CRANE

PVG 32



PALFINGER**PVG 32****Steuerventil (alt)
Control valve (old)
Distribut. de commande (vieux)**zu Tafel
to figure
voir planche**010.0100**

10/2006

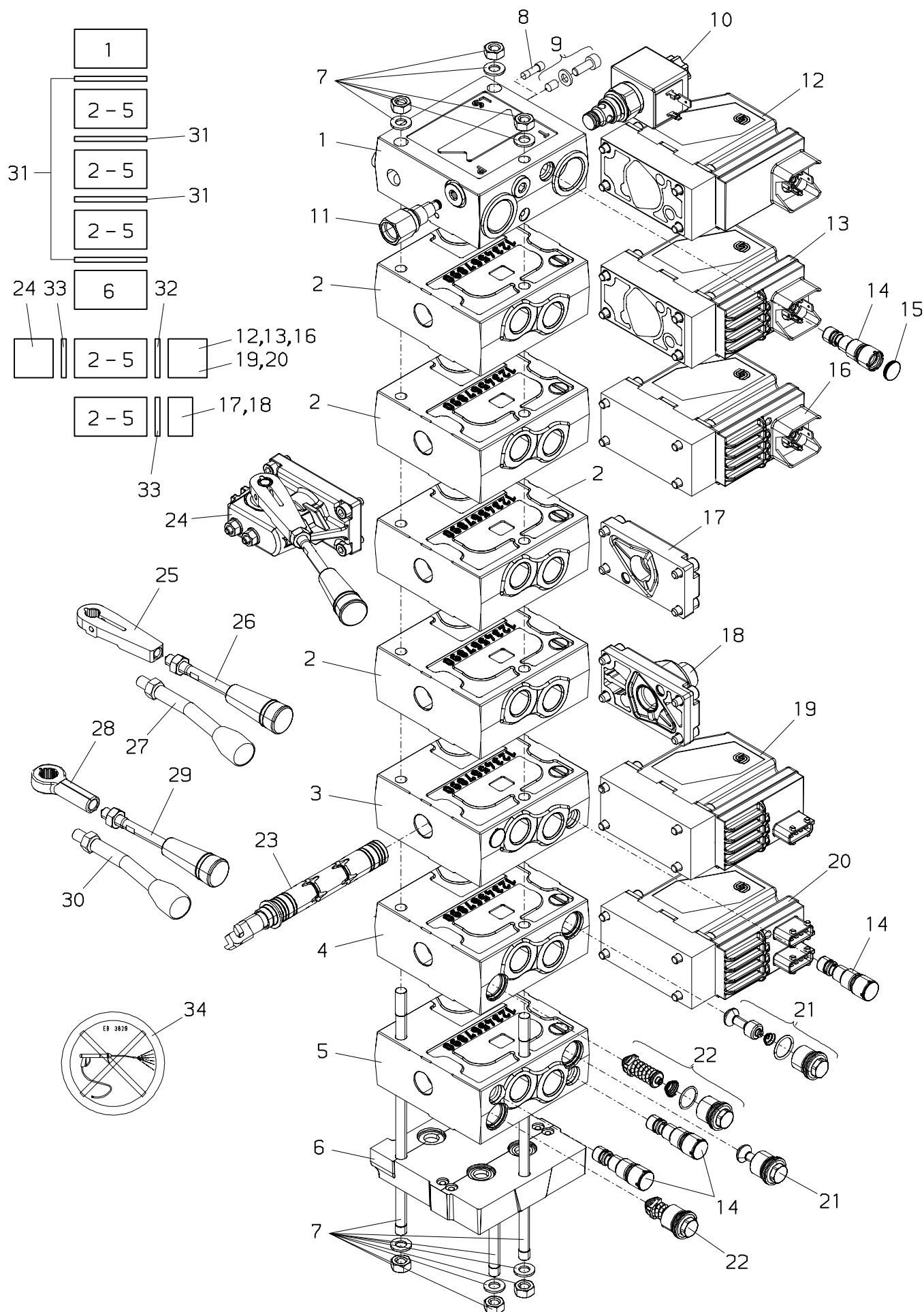
| Nr. No. No. | Ersatzteil Nr. Sparepart no. No Piece de rechange | Stk. Qty. Nbre. | Teilebezeichnung | Description | Nomenclature | Abmessung Dimension Dimension |
|-------------------|--|-----------------------|---|--|---|-------------------------------------|
| 1 | EV1397 | 1 | Steuerventilblock | Control valve | Bloc de commande | PVB-157B6220 |
| 1 | TD 313 | 1 | Dichtsatz (für Nr.1) | Seal kit (for No.1) | Pochette de joints (pour No.1) | 157B6999 |
| 2 | EV2059 | 1 | Steuerventilblock | Control valve | Bloc de commande | PVB-157B6120 |
| 2 | TD 313 | 1 | Dichtsatz (für Nr.2) | Seal kit (for No.2) | Pochette de joints (pour No.2) | 157B6999 |
| 3 | EV1398 | 1 | Steuerventilblock | Control valve | Bloc de commande | PVB-157B6222 |
| 3 | TD 313 | 1 | Dichtsatz (für Nr.5) | Seal kit (for No.5) | Pochette de joints (pour No.5) | 157B6999 |
| 4 | EV1405 | 1 | Nachsaugeventil | Anti cavicat. valve | Soupape de anticavicat. | PVLA-157B1001 |
| 5 | EV1406/... | 1 | Sektionsventil 050,063,080,100,125, 140,150,160,175,190, 210,230,240,250,280, 300,320 | Section valve 050,063,080,100,125, 140,150,160,175,190, 210,230,240,250,280, 300,320 | Soupape de section 050,063,080,100,125, 140,150,160,175,190, 210,230,240,250,280, 300,320 | PVLP-157B1... |
| 6 | TD 316 | | Dichtsatz | Seal kit | Pochette de joints | 157B8999 |

010.0101

11/2009

PALFINGER CRANE

PVG 32



PALFINGER**PVG 32**
Steuerventil (neu)
Control valve (new)
Distri. de commande (nouveau)

zu Tafel
to figure
voir planche
010.0101

11/2009

| Nr. No. No. | Ersatzteil Nr. Sparepart no. No Piece de rechange | Stk. Qty. Nbre. | Teilebezeichnung | Description | Nomenclature | Abmessung Dimension Dimension |
|-------------|---|-----------------|----------------------------------|--|--|-------------------------------|
| 1 | EV1395 | 1 | Einlassdeckel | Inlet cover | Couvercle de entree | PVP-157B5110 |
| 1 | EV1892 | 1 | Einlassdeckel | Inlet cover | Couvercle de entree | PVP-157B5111 |
| 1 | EV2181 | 1 | Einlassdeckel | Inlet cover | Couvercle de entree | PVP-157B5112 |
| 1 | EV2654 | 1 | Einlassdeckel | Inlet cover | Couvercle de entree | PVP-157B5101 |
| 1 | EV2919 | 1 | Einlassdeckel | Inlet cover | Couvercle de entree | PVP-157B5100 |
| 1 | EV3025 | 1 | Einlassdeckel | Inlet cover | Couvercle de entree | PVP-157B5113 |
| 1 | EV5613 | 1 | Einlassdeckel | Inlet cover | Couvercle de entree | PVP-11008849 |
| 1 | TD 312 | 1 | Dichtsatz (für Nr.1) | Seal kit (for No.1) | Pochette de joints (pour No.1) | 157B5999 |
| 2 | EV2344 | 1 | Steuerventilblock | Control valve | Bloc de commande | PVB-157B6200 |
| 2 | TD 313 | 1 | Dichtsatz (für Nr.2) | Seal kit (for No.2) | Pochette de joints (pour No.2) | 157B6999 |
| 3 | EV4141 | 1 | Steuerventilblock | Control valve | Bloc de commande | PVB-157B6203 |
| | TD 313 | | Dichtsatz (für Nr.3) | Seal kit (for No.3) | Pochette de joints (pour No.3) | 157B6999 |
| 4 | EV4142 | 1 | Steuerventilblock | Control valve | Bloc de commande | PVB-157B6230 |
| | TD 313 | | Dichtsatz (für Nr.4) | Seal kit (for No.4) | Pochette de joints (pour No.4) | 157B6999 |
| 5 | EV4143 | 1 | Steuerventilblock | Control valve | Bloc de commande | PVB-157B6233 |
| | EV4144 | | Steuerventilblock | Control valve | Bloc de commande | PVB-157B6130 |
| | TD 313 | | Dichtsatz (für Nr.5) | Seal kit (for No.5) | Pochette de joints (pour No.5) | 157B6999 |
| 6 | EV2535 | 1 | Endplatte | End cover | Couvercle finale | PVSI-157B2014 |
| 6 | EV3826 | 1 | Endplatte | End cover | Couvercle finale | PVSI-157B2015 |
| 7 | ES 998 | 1 | Zuganker (1-Element) | Tension rod (1-element) | Tirant (1-element) | 157B8001 |
| 7 | ES 999 | 1 | Zuganker (2-Elemente) | Tension rod (2-elements) | Tirant (2-elements) | 157B8002 |
| 7 | ES1000 | 1 | Zuganker (3-Elemente) | Tension rod (3-elements) | Tirant (3-elements) | 157B8003 |
| 7 | ES1001 | 1 | Zuganker (4-Elemente) | Tension rod (4-elements) | Tirant (4-elements) | 157B8004 |
| 7 | ES1002 | 1 | Zuganker (5-Elemente) | Tension rod (5-elements) | Tirant (5-elements) | 157B8005 |
| 7 | ES1003 | 1 | Zuganker (6-Elemente) | Tension rod (6-elements) | Tirant (6-elements) | 157B8006 |
| 7 | ES1004 | 1 | Zuganker (7-Elemente) | Tension rod (7-elements) | Tirant (7-elements) | 157B8007 |
| 7 | ES1005 | 1 | Zuganker (8-elemente) | Tension rod (8-elements) | Tirant (8-elements) | 157B8008 |
| 7 | ES1006 | 1 | Zuganker (9-Elemente) | Tension rod (9-elements) | Tirant (9-elements) | 157B8009 |
| 7 | ES1007 | 1 | Zuganker (10-Elemente) | Tension rod (10-elements) | Tirant (10-elements) | 157B8010 |
| 8 | EV4391 | 1 | Stopfen (für Konstantpumpe) | Plug (for Fixed displacement pump) | Bouchon (pour pompe cylin. constante) | 155L5153 |
| 9 | EV1576 | 1 | Umbausatz (für Verstellpumpe) | Retrofit kit (for variable displac. pump) | Cot de rattrapage (pour pompe cylindre variable) | |
| 10 | EV3648-12V | 1 | Elektrische Betätigung | Electric actuation | Commande electique | PVPX-157B4256 |
| 10 | EV3648-24V | 1 | Elektrische Betätigung | Electric actuation | Commande electique | PVPX-157B4258 |

PALFINGER**PVG 32**

Steuerventil (neu)
Control valve (new)
Distri. de commande (nouveau)

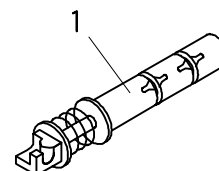
zu Tafel
to figure
voir planche

010.0101

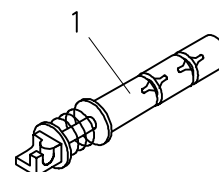
11/2009

| Nr. No. No. | Ersatzteil Nr. Sparepart no. No Piece de rechange | Stk. Qty. Nbre. | Teilebezeichnung | Description | Nomenclature | Abmessung Dimension Dimension |
|-------------------|--|-----------------------|---|--|---|-------------------------------------|
| 11 | EV2039 | 1 | Stopfen | Plug | Bouchon | 157B5400 |
| 12 | EV3024-12V | 1 | Schalterbetätigung | Actuation of switch | Commande commutateur | PVEO-157B4216 |
| 12 | EV3024-24V | 1 | Schalterbetätigung | Actuation of switch | Commande commutateur | PVEO-157B4228 |
| 13 | EV3016-12V | 1 | Proportional= betätigung | Proportional manipulation | Activite de proportionnel | PVEM-157B4516 |
| 13 | EV3016-24V | 1 | Proportional= betätigung | Proportional manipulation | Activite de proportionnel | PVEM-157B4528 |
| 14 | EV1404 | 1 | Überdruckventil | Relief press. valve | Soupape de surpress | —>11/2003 |
| 14 | EV5515 | 1 | Überdruckventil | Relief press. valve | Soupape de surpress | 11/2003—> |
| 15 | EZ2398 | 1 | Plombierkappe (Farbe gelb) | Cape (colour yellow) | Capouchon (couleur jaune) | |
| 16 | EV5468 | 1 | Proportional= betätigung | Proportional manipulation | Activite de proportionnel | PVEH-157B4032 |
| 17 | EV1401 | 1 | Deckel | Cover | Couvercle | PVM-157B0001 |
| 18 | EV2462 | 1 | Deckel | Cover | Couvercle | PVH-157B0008 |
| 18 | EV5072 | 1 | Deckel | Cover | Couvercle | PMVR-157B0004 |
| 19 | EV5416 | 1 | Proportional= betätigung | Proportional manipulation | Activite de proportionnel | PVEH 157B4034 |
| 20 | EV5417 | 1 | Proportional= betätigung | Proportional manipulation | Activite de proportionnel | PVEHDI 157B4036 |
| 21 | EV4145 | 1 | Nachsaugeventil | Anti cavicat. valve | Soupape de anticavicat. | PVLA-157B2001 |
| 22 | EV4021/... | 1 | Sektionsventil 032,050,063,080,100, 125,140,150,160,175, 190,210,230,240,250, 265,280,300,320,345 | Section valve 032,050,063,080,100, 125,140,150,160,175, 190,210,230,240,250, 265,280,300,320,345 | Soupape de section 032,050,063,080,100, 125,140,150,160,175, 190,210,230,240,250, 265,280,300,320,345 | PVLP-157B2... |
| 23 | EV.... | 1 | Schieberstange (Seite 010.0200) | Control rod (page 010.0200) | Tige de commande (page 010.0200) | 157B.... |
| 24 | EV1400 | 1 | Gehäuse,kpl. (22.5 Grad) (+25,26) | Housing,cpl. (22.5 degrees) (+25,26) | Carter,cplt. (22.5 degre) (+25,26) | PVM-157B3171 |
| 24 | EV4390 | 1 | Gehäuse,kpl. (37.5 Grad) (+25,26) | Housing,cpl. (37.5 degrees) (+25,26) | Carter,cplt. (37.5 degre) (+25,26) | 157B3172 |
| 25 | EZ1509 | 1 | Handhebelträger (22.5 Grad) | Lever support (22.5 degrees) | Support du levier (22.5 degre) | 155L3450 |
| 25 | EZ1510 | 1 | Handhebelträger (37.5 Grad) | Lever support (37.5 degrees) | Support du levier (37.5 degre) | 155L3451 |
| 26 | EZ1511 | 1 | Handhebel | Hand lever | Levier a main | 155L3151 |
| 27 | HH 435 | 1 | Schalthebel,kpl. | Control lever,cpl. | Levier de commande | |
| 28 | EZ3302 | 1 | Handhebelträger | Lever support | Support du levier | |
| 29 | EZ4762 | 1 | Handhebel | Hand lever | Levier a main | |
| 30 | HH 435A | 1 | Schalthebel,kpl. | Control lever,cpl. | Levier de commande, cplt. | |
| 31 | TD 316 | | Dichtsatz | Seal kit | Pochette de joints | 157B8999 |
| 32 | TD 315 | | Dichtsatz | Seal kit | Pochette de joints | 157B4997 |
| 33 | TD 314 | | Dichtsatz | Seal kit | Pochette de joints | 157B3999 |
| 34 | EB3829 | 1 | Hinweisschild | Shield | Plaque | |

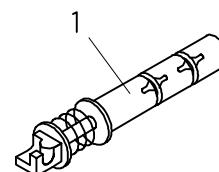
157B7***
157B9***
157B*0**
157B*1**
157B*2**
157B*3**
157B*4**
157B*5**
157B*6**
157B**0*
157B**1*
157B**2*
157B**3*
157B**4*
157B**5*
157B**6*
157B***0
157B***1
157B***2
157B***3
157B***4
157B***5
157B***6



157B7***
157B9***
157B*0**
157B*1**
157B*2**
157B*3**
157B*4**
157B*5**
157B*6**
157B**0*
157B**1*
157B**2*
157B**3*
157B**4*
157B**5*
157B**6*
157B***0
157B***1
157B***2
157B***3
157B***4
157B***5
157B***6



157B7***
157B9***
157B*0**
157B*1**
157B*2**
157B*3**
157B*4**
157B*5**
157B*6**
157B**0*
157B**1*
157B**2*
157B**3*
157B**4*
157B**5*
157B**6*
157B***0
157B***1
157B***2
157B***3
157B***4
157B***5
157B***6



PALFINGER**PVG 32****Schieberstange
Control rod
Tige de commande**zu Tafel
to figure
voir planche**010.0200**

10/2006

| Nr. No. No. | Ersatzteil Nr. Sparepart no. No Piece de rechange | Stk. Qty. Nbre. | Teilebezeichnung | Description | Nomenclature | Abmessung Dimension Dimension |
|-------------------|--|-----------------------|------------------|-------------|------------------|-------------------------------------|
| 1 | EV2673 | 1 | Schieberstange | Control rod | Tige de commande | 157B7000 |
| 1 | EV1407 | 1 | Schieberstange | Control rod | Tige de commande | 157B7001 |
| 1 | EV1408 | 1 | Schieberstange | Control rod | Tige de commande | 157B7002 |
| 1 | EV1409 | 1 | Schieberstange | Control rod | Tige de commande | 157B7003 |
| 1 | EV2514 | 1 | Schieberstange | Control rod | Tige de commande | 157B7004 |
| 1 | EV2248 | 1 | Schieberstange | Control rod | Tige de commande | 157B7010 |
| 1 | EV1410 | 1 | Schieberstange | Control rod | Tige de commande | 157B7011 |
| 1 | EV3798 | 1 | Schieberstange | Control rod | Tige de commande | 157B7012 |
| 1 | EV2090 | 1 | Schieberstange | Control rod | Tige de commande | 157B7013 |
| 1 | EV3594 | 1 | Schieberstange | Control rod | Tige de commande | 157B7015 |
| 1 | EV1891 | 1 | Schieberstange | Control rod | Tige de commande | 157B7020 |
| 1 | EV1411 | 1 | Schieberstange | Control rod | Tige de commande | 157B7021 |
| 1 | EV1412 | 1 | Schieberstange | Control rod | Tige de commande | 157B7022 |
| 1 | EV1413 | 1 | Schieberstange | Control rod | Tige de commande | 157B7023 |
| 1 | EV1615 | 1 | Schieberstange | Control rod | Tige de commande | 157B7024 |
| 1 | EV1890 | 1 | Schieberstange | Control rod | Tige de commande | 157B7025 |
| 1 | EV3559 | 1 | Schieberstange | Control rod | Tige de commande | 157B7030 |
| 1 | EV2144 | 1 | Schieberstange | Control rod | Tige de commande | 157B7031 |
| 1 | EV2288 | 1 | Schieberstange | Control rod | Tige de commande | 157B7032 |
| 1 | EV2065 | 1 | Schieberstange | Control rod | Tige de commande | 157B7033 |
| 1 | EV3832 | 1 | Schieberstange | Control rod | Tige de commande | 157B7035 |
| 1 | EV2120 | 1 | Schieberstange | Control rod | Tige de commande | 157B7041 |
| 1 | EV2066 | 1 | Schieberstange | Control rod | Tige de commande | 157B7042 |
| 1 | EV1904 | 1 | Schieberstange | Control rod | Tige de commande | 157B7043 |
| 1 | EV4313 | 1 | Schieberstange | Control rod | Tige de commande | 157B7051 |
| 1 | EV2500 | 1 | Schieberstange | Control rod | Tige de commande | 157B7052 |
| 1 | EV2068 | 1 | Schieberstange | Control rod | Tige de commande | 157B7053 |
| 1 | EV1414 | 1 | Schieberstange | Control rod | Tige de commande | 157B7061 |
| 1 | EV1415 | 1 | Schieberstange | Control rod | Tige de commande | 157B7062 |
| 1 | EV1416 | 1 | Schieberstange | Control rod | Tige de commande | 157B7063 |
| 1 | EV2067 | 1 | Schieberstange | Control rod | Tige de commande | 157B7064 |
| 1 | EV2112 | 1 | Schieberstange | Control rod | Tige de commande | 157B7071 |
| 1 | EV2069 | 1 | Schieberstange | Control rod | Tige de commande | 157B7072 |
| 1 | EV3035 | 1 | Schieberstange | Control rod | Tige de commande | 157B7073 |
| 1 | EV2582 | 1 | Schieberstange | Control rod | Tige de commande | 157B7074 |
| 1 | EV2993 | 1 | Schieberstange | Control rod | Tige de commande | 157B7100 |
| 1 | EV2501 | 1 | Schieberstange | Control rod | Tige de commande | 157B7101 |
| 1 | EV2063 | 1 | Schieberstange | Control rod | Tige de commande | 157B7102 |
| 1 | EV2064 | 1 | Schieberstange | Control rod | Tige de commande | 157B7103 |
| 1 | EV1903 | 1 | Schieberstange | Control rod | Tige de commande | 157B7104 |
| 1 | EV2619 | 1 | Schieberstange | Control rod | Tige de commande | 157B7105 |
| 1 | EV2989 | 1 | Schieberstange | Control rod | Tige de commande | 157B7111 |
| 1 | EV2230 | 1 | Schieberstange | Control rod | Tige de commande | 157B7113 |
| 1 | EV3061 | 1 | Schieberstange | Control rod | Tige de commande | 157B7120 |
| 1 | EV2074 | 1 | Schieberstange | Control rod | Tige de commande | 157B7121 |

PALFINGER**PVG 32****Schieberstange
Control rod
Tige de commande**zu Tafel
to figure
voir planche**010.0200**

10/2006

| Nr. No. No. | Ersatzteil Nr. Sparepart no. No Piece de rechange | Stk. Qty. Nbre. | Teilebezeichnung | Description | Nomenclature | Abmessung Dimension Dimension |
|-------------------|--|-----------------------|------------------|-------------|------------------|-------------------------------------|
| 1 | EV1417 | 1 | Schieberstange | Control rod | Tige de commande | 157B7122 |
| 1 | EV1418 | 1 | Schieberstange | Control rod | Tige de commande | 157B7123 |
| 1 | EV1877 | 1 | Schieberstange | Control rod | Tige de commande | 157B7124 |
| 1 | EV3550 | 1 | Schieberstange | Control rod | Tige de commande | 157B7125 |
| 1 | EV4175 | 1 | Schieberstange | Control rod | Tige de commande | 157B7126 |
| 1 | EV3496 | 1 | Schieberstange | Control rod | Tige de commande | 157B7131 |
| 1 | EV2075 | 1 | Schieberstange | Control rod | Tige de commande | 157B7161 |
| 1 | EV2062 | 1 | Schieberstange | Control rod | Tige de commande | 157B7162 |
| 1 | EV3821 | 1 | Schieberstange | Control rod | Tige de commande | 157B7163 |
| 1 | EV2061 | 1 | Schieberstange | Control rod | Tige de commande | 157B7164 |
| 1 | EV3401 | 1 | Schieberstange | Control rod | Tige de commande | 157B7171 |
| 1 | EV2992 | 1 | Schieberstange | Control rod | Tige de commande | 157B7173 |
| 1 | EV2005 | 1 | Schieberstange | Control rod | Tige de commande | 157B7174 |
| 1 | EV4062 | 1 | Schieberstange | Control rod | Tige de commande | 157B7204 |
| 1 | EV2499 | 1 | Schieberstange | Control rod | Tige de commande | 157B7402 |
| 1 | EV1954 | 1 | Schieberstange | Control rod | Tige de commande | 157B7403 |
| 1 | EV3951 | 1 | Schieberstange | Control rod | Tige de commande | 157B7404 |
| 1 | EV3549 | 1 | Schieberstange | Control rod | Tige de commande | 157B7421 |
| 1 | EV2164 | 1 | Schieberstange | Control rod | Tige de commande | 157B7422 |
| 1 | EV1955 | 1 | Schieberstange | Control rod | Tige de commande | 157B7423 |
| 1 | EV3964 | 1 | Schieberstange | Control rod | Tige de commande | 157B7424 |
| 1 | EV2774 | 1 | Schieberstange | Control rod | Tige de commande | 157B7452 |
| 1 | EV2410 | 1 | Schieberstange | Control rod | Tige de commande | 157B7453 |
| 1 | EV2165 | 1 | Schieberstange | Control rod | Tige de commande | 157B7472 |
| 1 | EV2179 | 1 | Schieberstange | Control rod | Tige de commande | 157B7473 |
| 1 | EV3161 | 1 | Schieberstange | Control rod | Tige de commande | 157B7501 |
| 1 | EV2516 | 1 | Schieberstange | Control rod | Tige de commande | 157B7502 |
| 1 | EV2674 | 1 | Schieberstange | Control rod | Tige de commande | 157B7503 |
| 1 | EV2912 | 1 | Schieberstange | Control rod | Tige de commande | 157B7521 |
| 1 | EV3632 | 1 | Schieberstange | Control rod | Tige de commande | 157B7522 |
| 1 | EV1878 | 1 | Schieberstange | Control rod | Tige de commande | 157B7524 |
| 1 | EV2268 | 1 | Schieberstange | Control rod | Tige de commande | 157B7542 |
| 1 | EV2653 | 1 | Schieberstange | Control rod | Tige de commande | 157B7543 |
| 1 | EV1718 | 1 | Schieberstange | Control rod | Tige de commande | 157B7562 |
| 1 | EV1719 | 1 | Schieberstange | Control rod | Tige de commande | 157B7563 |
| 1 | EV3158 | 1 | Schieberstange | Control rod | Tige de commande | 157B9020 |
| 1 | EV3159 | 1 | Schieberstange | Control rod | Tige de commande | 157B9021 |
| 1 | EV2503 | 1 | Schieberstange | Control rod | Tige de commande | 157B9022 |
| 1 | EV2502 | 1 | Schieberstange | Control rod | Tige de commande | 157B9024 |
| 1 | EV2277 | 1 | Schieberstange | Control rod | Tige de commande | 157B7112 |
| 1 | EV3156 | 1 | Schieberstange | Control rod | Tige de commande | 157B9064 |
| 1 | EV3157 | 1 | Schieberstange | Control rod | Tige de commande | 157B9074 |
| 1 | EV3160 | 1 | Schieberstange | Control rod | Tige de commande | 157B9120 |
| 1 | EV4069 | 1 | Schieberstange | Control rod | Tige de commande | 157B9121 |
| 1 | EV2504 | 1 | Schieberstange | Control rod | Tige de commande | 157B9124 |

PALFINGER**PVG 32****Schieberstange
Control rod
Tige de commande**zu Tafel
to figure
voir planche**010.0200**

10/2006

| Nr. No. No. | Ersatzteil Nr. Sparepart no. No Piece de rechange | Stk. Qty. Nbre. | Teilebezeichnung | Description | Nomenclature | Abmessung Dimension Dimension |
|-------------------|--|-----------------------|------------------|-------------|------------------|-------------------------------------|
| 1 | EV4320 | 1 | Schieberstange | Control rod | Tige de commande | 157B9528 |
| 1 | EV4321 | 1 | Schieberstange | Control rod | Tige de commande | 157B9529 |
| 1 | EV4352 | 1 | Schieberstange | Control rod | Tige de commande | 157B9532 |
| 1 | EV4353 | 1 | Schieberstange | Control rod | Tige de commande | 157B9533 |
| 1 | EV4354 | 1 | Schieberstange | Control rod | Tige de commande | 157B9534 |
| 1 | EV4355 | 1 | Schieberstange | Control rod | Tige de commande | 157B9535 |
| 1 | EV4356 | 1 | Schieberstange | Control rod | Tige de commande | 157B9536 |
| 1 | EV4357 | 1 | Schieberstange | Control rod | Tige de commande | 157B9537 |
| 1 | EV4358 | 1 | Schieberstange | Control rod | Tige de commande | 157B9538 |
| 1 | EV4621 | 1 | Schieberstange | Control rod | Tige de commande | 157B9589 |
| 1 | EV2515 | 1 | Schieberstange | Control rod | Tige de commande | 157B9753 |

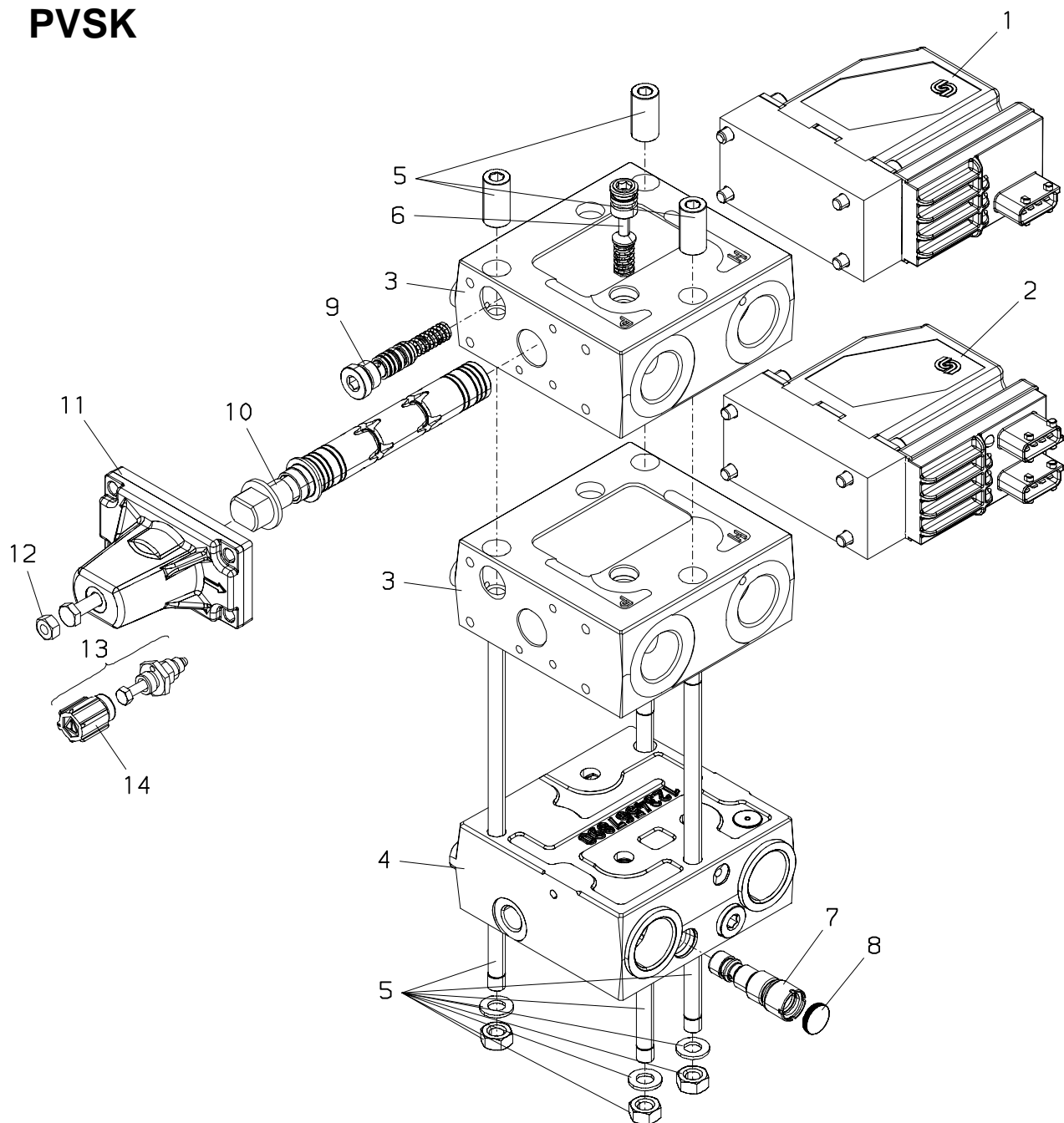
010.0300

10/2007

PALFINGER CRANE

PVG 32

PVSK



CC→

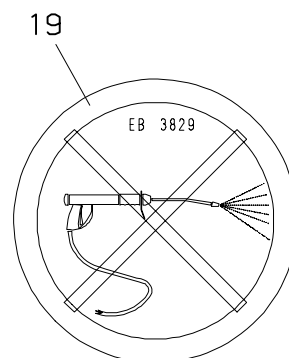
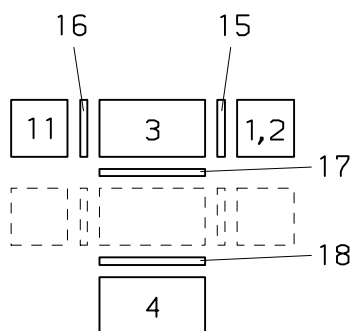
OC→

CC→

OC→

CC→

OC→



PALFINGER**PVG 32**
Einlassdeckel–PVSK
Inlet cover–PVSK
Couvercle de entree–PVSK

zu Tafel
to figure
voir planche
010.0300

10/2007

| Nr. No. No. | Ersatzteil Nr. Sparepart no. No Piece de rechange | Stk. Qty. Nbre. | Teilebezeichnung | Description | Nomenclature | Abmessung Dimension Dimension |
|-------------------|--|-----------------------|-------------------------------------|--------------------------------------|---------------------------------------|-------------------------------------|
| 1 | EV5056–12V | 1 | Schalterbetätigung (DANFOSS,AMP) | Actuation of switch (DANFOSS,AMP) | Commande commutateur (DANFOSS,AMP) | PVEO–157B4901 |
| 1 | EV5056–24V | 1 | Schalterbetätigung (DANFOSS,AMP) | Actuation of switch (DANFOSS,AMP) | Commande commutateur (DANFOSS,AMP) | PVEO–157B4902 |
| 2 | EV5057–12V | 1 | Schalterbetätigung (DANFOSS,AMP) | Actuation of switch (DANFOSS,AMP) | Commande commutateur (DANFOSS,AMP) | PVEODI–157B4905 |
| 2 | EV5057–24V | 1 | Schalterbetätigung (DANFOSS,AMP) | Actuation of switch (DANFOSS,AMP) | Commande commutateur (DANFOSS,AMP) | PVEODI–157B4906 |
| 3 | EV5052 | 1 | Einlassdeckel | Inlet cover | Couvercle de entree | PVSK–157B6935 |
| 3 | EV5785 | 1 | Einlassdeckel | Inlet cover | Couvercle de entree | PVSK–11025306 |
| 4 | EV5050 | 1 | Endplatte (OC) | End cover (OC) | Couvercle finale (OC) | PVP–157B5945 |
| 4 | EV5616 | 1 | Endplatte (OC) | End cover (OC) | Couvercle finale (OC) | PVP–11008852 |
| 4 | EV5051 | 1 | Endplatte (CC) | End cover (CC) | Couvercle finale (CC) | PVP–157B5946 |
| 5 | ES1439 | 1 | Zuganker,kpl. (2–Elemente) | Tension rod,cpl. (2–elements) | Tirant,cplt. (2–elements) | 157B8052 |
| 5 | ES1440 | 1 | Zuganker,kpl. (3–Elemente) | Tension rod,cpl. (3–elements) | Tirant,cplt. (3–elements) | 157B8053 |
| 5 | ES1417 | 1 | Zuganker,kpl. (4–Elemente) | Tension rod,cpl. (4–elements) | Tirant,cplt. (4–elements) | 157B8054 |
| 5 | ES1418 | 1 | Zuganker,kpl. (5–Elemente) | Tension rod,cpl. (5–elements) | Tirant,cplt. (5–elements) | 157B8055 |
| 5 | ES1419 | 1 | Zuganker,kpl. (6–Elemente) | Tension rod,cpl. (6–elements) | Tirant,cplt. (6–elements) | 157B8056 |
| 5 | ES1420 | 1 | Zuganker,kpl. (7–Elemente) | Tension rod,cpl. (7–elements) | Tirant,cplt. (7–elements) | 157B8057 |
| 5 | ES1421 | 1 | Zuganker,kpl. (8–Elemente) | Tension rod,cpl. (8–elements) | Tirant,cplt. (8–elements) | 157B8058 |
| 6 | EV4602 | 1 | Vorspannventil | Pretension valve | Soupape pre–tension | PVSK–155L2151 |
| 7 | EV1404 | 1 | Überdruckventil | Relief press. valve | Soupape de surpress | —>11/2003 |
| 7 | EV5515 | 1 | Überdruckventil | Relief press. valve | Soupape de surpress | 11/2003—> |
| 8 | EZ2398 | 1 | Plombierkappe (Farbe gelb) | Cape (colour yellow) | Capouchon (couleur jaune) | |
| 9 | EV4601 | 1 | Pilotölversorgung | Pilot oil supplies | Approvisionnement en huile | PVSK–155L5157 |
| 10 | EV5054 | 1 | Schieberstange (OC) 40l/min | Control rod (OC) 40l/min | Tige de commande (OC) 40l/min | PVSK–157B9560 |
| 10 | EV5350 | 1 | Schieberstange (OC) 25l/min | Control rod (OC) 25l/min | Tige de commande (OC) 25l/min | PVSK–157B9644 |
| 10 | EV5055 | 1 | Schieberstange (CC) 40l/min | Control rod (CC) 40l/min | Tige de commande (CC) 40l/min | PVSK–157B9561 |
| 10 | EV5351 | 1 | Schieberstange (CC) 25l/min | Control rod (CC) 25l/min | Tige de commande (CC) 25l/min | PVSK–157B9645 |
| 10 | EV5084 | 1 | Schieberstange (OC) | Control rod (OC) | Tige de commande (OC) | PVSK–157B9580 |
| 10 | EV5085 | 1 | Schieberstange (CC) | Control rod (CC) | Tige de commande (CC) | PVSK–157B9581 |
| 10 | EV5400 | 1 | Schieberstange (OC) max.l/min | Control rod (OC) max.l/min | Tige de commande (OC) max.l/min | PVSK–157B9673 |
| 11 | EV5049 | 1 | Nothandbetätigung | Emergency manual operation | Commande d'urgence | PVML–157B3200 |

PALFINGER**PVG 32****Einlassdeckel-PVSK
Inlet cover-PVSK
Couvercle de entree-PVSK**zu Tafel
to figure
voir planche**010.0300**

10/2007

| Nr. No. No. | Ersatzteil Nr. Sparepart no. No Piece de rechange | Stk. Qty. Nbre. | Teilebezeichnung | Description | Nomenclature | Abmessung Dimension Dimension |
|-------------------|--|-----------------------|------------------------|-------------------------------|--------------------------------|-------------------------------------|
| 12 | EM 251 | 1 | (+12) Dichtrmutter | (+12) Sealing nut | (+12) Ecrou etancheite | |
| 13 | HLA1130 | 1 | Nothandbetätigung | Emergency manual operation | Commande d'urgence | |
| 14 | EK 917 | 1 | Schutzkappe | Protecting cap | Coiffe protectrice | |
| 15 | TD 781 | | Dichsatz | Seal kit | Pochette de joints | 157B4999 |
| 16 | TD 314 | | Dichsatz | Seal kit | Pochette de joints | 157B3999 |
| 17 | TD 313 | 1 | Dichsatz | Seal kit | Pochette de joints | 157B6999 |
| 18 | TD 312 | 1 | Dichsatz | Seal kit | Pochette de joints | 157B5999 |
| 19 | EB3829 | 1 | Hinweisschild | Shield | Plaque | |
| | EV4603 | | Umbausatz (CC → OC) | Retrofit kit (CC → OC) | Cot de rattrapage (CC → OC) | |
| | EV4604 | | Umbausatz (OC → CC) | Retrofit kit (OC → CC) | Cot de rattrapage (OC → CC) | |